

# BRIGHTON STONE & FIREPLACE, INC.

**Summer Hours**  
 M-F – 8-6  
 Sat. – 9-4  
 Sun. – 10-2  
 May 1<sup>st</sup> - Nov 30<sup>th</sup>

**(810) 229-6648**  
**Fax (810) 225-6648**  
**www.brightonstone.com**  
**info@brightonstone.com**  
 7196 W. Grand River • Brighton, MI 48114  
 Between Brighton and Howell

**Winter Hours**  
 M-F – 8-5  
 Sat. – 9-4  
 Sun. – 10-2  
 Dec 1<sup>st</sup> - April 30<sup>th</sup>


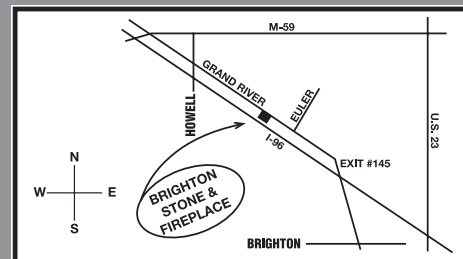


## WE INSTALL

- Natural & Cultured Stone Veneer
- Thin Brick Veneer
- Gourmet Grills
- Indoor/Outdoor Fireplaces
- Wood & Gas Stoves

## WE SELL

- Decorative Ground Covers
- Top Soil
- Natural Flagstone
- Boulders
- Unilock Dealer
- Fendt Dealer



Follow us on

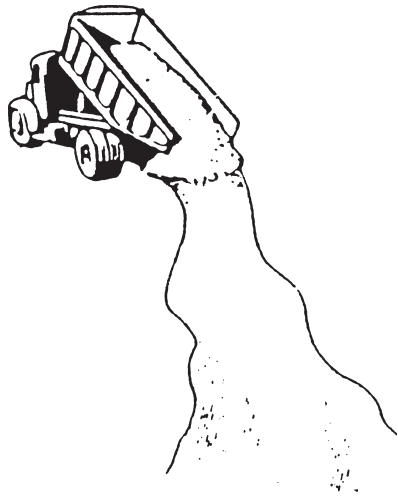
facebook

houzz



**“A Rock Solid Reputation Since 1962”**

# Decorative Stone, Driveway Gravel and Bagged Materials



	1 Yard ≈ 120 Sq. Ft. 2" Deep	1/2 Yard	By The Bag
1. Large Meramac	200.00	105.00	8.00
2. Slate Scape	250.00	135.00	10.00
3. Arctic Rainbow	450.00	230.00	18.00
4. Barn Red	250.00	130.00	8.00
5. Black Knight	290.00	155.00	12.00
6. Small Meramac	190.00	100.00	8.00
7. Stonebark	160.00	90.00	8.00
8. Western Sunrise	275.00	145.00	12.00
9. Pink Quartz	200.00	105.00	8.00
10. Mason Sand	35.00	20.00	5.00
11. 2NS Sand	35.00	20.00	5.00
12. Pea Stone	45.00	25.00	5.00
13. 6A (Float)	45.00	25.00	5.00
14. 1" - 2" Round Fieldstone	65.00	35.00	7.00
15. 2-4" Round Fieldstone	75.00	40.00	14.00
16. Granite Blend	210.00	110.00	8.00
17. Golden Nuggets	180.00	96.00	7.00
18. Silica Stone	300.00	160.00	12.00
19. 3/4" Crushed Clean Limestone	50.00	30.00	6.00
20. Top Soil	40.00	25.00	5.00
21. Slag Sand <span style="border: 1px solid black; padding: 2px;">Recommended Bedding Sand @ 1"-2"</span>	70.00	40.00	7.00
22. 21AA Driveway <span style="border: 1px solid black; padding: 2px;">Recommended Aggregate Sub Base @ 4"-6"</span>	60.00	35.00	6.00
* Red Polished Stone			\$35.00
* White & Grey Tumbled Stone			\$35.00
* Himalayan White Stone			\$35.00

(DELIVERY AVAILABLE - 1-10 YARDS, DEPENDING ON PRODUCT)





# Natural Building and Landscaping Stones

(DELIVERY AVAILABLE)

## VARIOUS FLAGSTONES

### Quartzite Granite Flagging :

		"Any" Hand Load Quantities
Golden Mist (1 Ton) .....	.32¢ per lb. Approx. \$640 (Full Pallet).....	.50¢ / lb.
Silver Rust (1 Ton).....	.32¢ per lb. Approx. \$640 (Full Pallet).....	.50¢ / lb.
Mint Swirl (1 Ton) .....	.32¢ per lb. Approx. \$640 (Full Pallet).....	.50¢ / lb.
Steel Gray (1 Ton) .....	.32¢ per lb. Approx. \$640 (Full Pallet).....	.50¢ / lb.
Silvermist (1 Ton) .....	.32¢ per lb. Approx. \$640 (Full Pallet).....	.50¢ / lb.
Aquamist (1 Ton).....	.32¢ per lb. Approx. \$640 (Full Pallet).....	.50¢ / lb.
Black Emerald (1 Ton)....	.32¢ per lb. Approx. \$640 (Full Pallet).....	.50¢ / lb.
Black Knight (1 Ton) .....	.32¢ per lb. Approx. \$640 (Full Pallet).....	.50¢ / lb.

### Miscellaneous Flagging

Mackinaw Flagging (2 Tons).	35¢ per lb. Approx. \$1400 (Full Pallet).....	55¢ / lb.
Canadian Flagging (2 Tons)..	30¢ per lb. Approx. \$1200 (Full Pallet).....	50¢ / lb.
Chilton Flagging (2 Tons +/-)..	.60¢ per lb. Approx. \$2400 (Full Pallet).....	80¢ / lb.
Chilton Steppers 1-2" (2 Tons)	.235¢ per lb. Approx. \$940 (Full Pallet)...	34¢ / lb.
Irregular "Blue" Bluestone Flagging (1.5 tons/pallet).....	43¢ per lb. Approx. \$1299 (Full Pallet)...	60¢ / lb.
Pennsylvania Lilac Flagging (1.5 Tons) .....	28¢ per lb. Approx. \$840 (Full Pallet).....	50¢ / lb.
Pennsylvania Full Color (1.5 Tons).....	29¢ per lb. Approx. \$870 (Full Pallet).....	50¢ / lb.
Pennsylvania Blue Tumbled (1.5 Tons) .....	25¢ per lb. Approx. \$750 (Full Pallet).....	38¢ / lb.
Pennsylvania Blue Tumbled Stand Up .....	28¢ per lb. Approx. \$840 (Full Pallet).....	42¢ / lb.
Michigan Sand Stone (1 Ton).	14¢ per lb. Approx. \$270 (Full Pallet).....	25¢ / lb.
Silver Fon Du Lac Flagging (2 Tons)	.65¢ Approx. \$2600(Full Pallet).....	.85¢ / lb.





### Cut Bluestone

Natural Cleft (3/4-1-1/4") full color).....	\$17.50/sq.ft.
Natural Cleft (3/4-1-1/4") (select blue) .....	\$17.50/sq.ft.
Natural Cleft (1-1/2-2") (full color) .....	\$17.50/sq.ft.
Natural Cleft (1-1/2-2") (select blue).....	\$17.50/sq.ft.
Thermaled Finish (1") .....	(full color) .....\$17.50/sq.ft.
Thermaled Finish (1") .....	(select blue).....\$17.50/sq.ft.
Thermaled Finish (1-1/2").....	(full color) .....\$17.50/sq.ft.
Thermaled Finish (1-1/2").....	(select blue).....\$17.50/sq.ft.

(Sizes: 12x12, 12x18, 18x18, 18x24, 24x24, 24x36 -  
\* All in 6" increments - \* Can get all sizes or select sizes)

Area of Coverage:	GROUND Approx. 80-100 Sq. Ft./Ton	WALL Approx. 20 Sq. Face Ft./Ton
-------------------	--------------------------------------	-------------------------------------



### MICHIGAN FIELDSTONE

\$145.00 /yd. .15¢ / lb.

Size	Approximate Coverage
• 6-18"	= 15-20 sq. face foot

### WYOMING RIVER ROCK

.75 / lb.

### CANADIAN WALL STONE

4" Finished

.155 / lb.

### GUILLOTINE & NATURAL STEPS

- SLATE GREY  
7" x 16" x 48" = \$375.00 / each
  - AUTUMN BROWN STEPS  
7" x 16" x 36" = \$260.00 / each  
7" x 16" x 48" = \$250.00 / each  
7" x 16" x 60" = \$310.00 / each
  - AUTUMN BROWN FILLERS  
6" x 31" x 7" = \$65.00 / each
  - BLUE ICE STEPS  
7" x 16" x 36" = \$190.00 / each  
7" x 16" x 48" = \$375.00 / each  
7" x 16" x 60" = \$310.00 / each
  - BLUE ICE FILLERS  
6" x 31" x 7" = \$70.00 / each
  - BLACK LIMESTONE STEPS  
6" x 16" x 36" = \$175.00 / each  
6" x 16" x 48" = \$215.00 / each  
6" x 16" x 60" = \$280.00 / each
  - BLACK LIMESTONE FILLERS  
6" x 31" x 7" = \$60.00 / each
  - HAMPTON LIMESTONE STEPS  
7" x 16" x 36" = \$280.00 / each  
7" x 16" x 48" = \$400.00 / each  
7" x 16" x 60" = \$400.00 / each
  - HAMPTON LIMESTONE FILLERS  
6" x 31" x 7" = \$95.00 / each
  - SAGE BRUSH STEPS  
7" x 16" x 36" = \$190.00 / each  
7" x 16" x 48" = \$250.00 / each
  - SAGE BRUSH FILLERS  
6" x 31" x 7" = \$65.00 / each
  - BLUE ICE HOLLOW STEP  
7" x 16" x 48" = \$350.00 / each
  - GREY SLATE HOLLOW STEP  
7" x 16" x 48" = \$350.00 / each
  - HAMPTON LIMESTONE HOLLOW \$625
- \* Special Prices on Larger Quantities

# - UNILOCK - Pavers & Slabs



	Per Sq. Ft.
<b>Anchorlock 8cm Special Order</b> .....	\$5.80
<b>Artline 7cm</b> .....	\$8.80
IL Campo Special Order .....	\$10.45
<b>Beacon Hill 6cm Random-Smooth/Flag/Rec</b> .....	\$8.35
<b>Beacon Hill 6cm Random-Smooth Opal/Rec Ivory/XL</b> .....	\$9.00
<b>Beacon Hill 8cm Random-Smooth</b> .....	\$11.10
<b>Boulevard 7cm Random</b> .....	\$8.40
<b>Bristol Valley 6cm</b> .....	\$11.15
<b>Brussels Block 7cm</b> .....	\$7.40
<b>Copthorne 6cm</b> .....	\$14.40
<b>Courtstone 6cm</b> .....	\$14.40
<b>Eco-Optiloc 8cm Special Order</b> .....	\$5.75
<b>Eco-Priora 8cm Standard</b> .....	\$5.75
Premier Special Order .....	\$11.15
<b>Granito 6cm Random Special Order</b> .....	\$9.60
<b>Granito 7cm Hex Special Order</b> .....	\$9.90
<b>Hex Paver 7cm</b> .....	\$8.80
<b>Hollandstone 6cm 4"x8"</b> .....	\$4.00
<b>Hollandstone 8cm 4"x8" Special Order</b> .....	\$5.60
<b>Holland Premier 6cm 4"x8"</b> .....	\$7.20
<b>Holland Premier 6cm 4"x8" Ivory</b> .....	\$8.30

	Per Sq. Ft.
<b>Urban 6cm</b> .....	\$8.70
<b>IL Campo 7cm 4"x8"</b> .....	\$10.65
<b>Mattoni 7cm</b> .....	\$9.90
<b>Promenade 10cm Special Order</b> .....	\$13.90
IL Campo Special Order .....	\$15.40
Series Special Order.....	\$17.65
<b>Richcliff 6cm Random</b> .....	\$14.40
<b>Series 6cm 4"x8"</b> .....	\$13.50
<b>Series 7cm 4"x8" (WSL)</b> .....	\$15.40
<b>Skyline Umbriano 5cm</b> .....	\$13.50
<b>Thornbury 7cm</b> .....	\$8.80
<b>Town Hall 7cm</b> .....	\$15.30
<b>Treo 6cm Random Smooth</b> .....	\$8.30
<b>Tribeca Cobble 7cm Special Order</b> .....	\$13.70
<b>Turfstone 8cm</b> .....	\$4.60
<b>Umbriano 6cm Random</b> .....	\$14.40
<b>Umbriano 7cm Special Order</b> .....	\$15.60
<b>Umbriano 8cm Special Order</b> .....	\$17.50
<b>Westport Random 7cm</b> .....	\$5.75
<b>Nordic Cobble 6cm</b> .....	\$9.00





# - 2024 UNILOCK Pricing -

Per

Per

## Brussels Dimensional Wall System

Brussels Dim. Fullnose .....	Ln. Ft .....	\$8.35
Brussels Dim. Full/Dk Char. ....	Ln. Ft .....	\$9.30
Brussels Dim. Wall Corner.....	Unit .....	\$7.45
Brussels Dim. Wall Corner Mdnt Char	Unit.....	\$8.50

## Dura Hold Coping/Wall

Dura-Hold Cop Corner/Wall .....	Unit .....	\$228.00
(special order)		
Dura-Hold 2 Cop Corner/Wall...	Unit .....	\$144.00
(special order)		
Dura-Hold Half .....	Unit .....	\$126.00

## Estate Wall System

Estate Wall Coping .....	Unit .....	\$10.75
Estate Wall Corner .....	Dbl Unit...	\$33.60
Estate Wall Random.....	Face Ft...	\$28.80

## Lineo Dimensional Wall System

Lineo Dimensional Pillar 12" .....	Unit .....	\$9.40
Lineo Dimensional Rndm Wall	Face Ft....	\$22.25

## Pisa Wall System

Pisa 12" Coping .....	Dbl Unit...	\$13.10
Pisa Corner .....	Dbl Unit...	\$26.75
Pisa Xtra Tapered Wall .....	Dbl Unit...	\$15.25
Pisa Smooth XL Coping.....	Unit .....	\$9.55
Pisa XL Corner .....	Unit .....	\$9.60
Pisa Smooth XL Wall.....	Unit .....	\$12.00

**SienaEdge Std/Corner & Coping...** Unit .....

**Rivercrest Corner** .....

**Rivercrest Random Wall** .....

## SienaStone Wall System

SienaStone 48" Cop/CE Cop.....	Unit .....	\$132.00
(special order)		
SienaStone Corner .....	Dbl Unit.	\$240.00
(special order)		
SienaStone 500.....	Unit .....	\$120.00
(special order)		
SienaStone 925.....	Unit .....	\$180.00
(special order)		
SienaStone Smooth Step 48"	Unit .....	\$132.00
SienaStone Smooth Step 72"	Unit .....	\$240.00
(special order)		
SienaStone Smooth Coping .....	Unit .....	\$66.00
SienaStone Smooth Corner .....	Dbl Unit.	\$132.00
SienaStone Smooth Wall .....	Unit .....	\$66.00

## U-Cara Wall System

U-Cara Fascia 3" Series Pnl .....	Face Ft....	\$16.80
U-Cara Fascia 3" Smooth Pnl(WSL)	Unit .....	\$2.00
U-Cara SureTrack Backer-Lrg...	Unit .....	\$6.00
U-Cara SureTrack Backer-Std	Unit .....	\$3.80
U-Cara Fascia Standard Corner - Smooth/Pitched:		
	Dbl Unit.....	\$9.50
U-Cara Fascia Umbriano H/C...	Dbl Unit....	\$28.80
(special order)		
U-Cara Fascia Standard Panel - Smooth/Pitched:		
	Unit.....	\$8.10
U-Cara Fascia Umbriano Panel	Face Unit ...	\$19.20
(special order)		
U-Cara Fascia STD - SureWay	Unit.....	\$8.10

## Ledgestone Caps/Coping

Ledgestone 12" x 24" Coping & CE Coping	Unit.....	\$57.60
Ledgestone 13½" x 30" Coping & CE Coping	Unit .....	\$75.60
Ledgestone 12" x 24" 6cm Fullnose Coping	Unit .....	\$57.60
Ledgestone 24" x 24" Pillar Cap	Unit .....	\$192.00
Ledgestone Step 48"	Unit .....	\$282.00

<b>Universal Base Pad</b>	Unit .....	\$7.15
<b>Universal Coping</b>	Unit .....	\$24.75
<b>Umbriano Coping</b>	Unit .....	\$69.60
<b>Urban Coping</b>	Unit .....	\$129.60

## Brussels Sunset Firepit

Full Pallet = 60 pcs \$280.00 or \$4.66/block  
Steel Ring = \$350.00



# Keystone Retaining Wall Systems - FENDT -


		SMOOTH	OLD WORLD
<b>4" GLENSTONE</b>	Size 4"H x 8"D x 12"W Exposed Face Area 0.66 Sq. Ft. Max Lbs/Piece 32 lbs Pieces per pallet 96 Lbs per pallet 3072 lbs	\$2.91*/ea. <i>Burg, Chest</i> \$3.83 <i>Ironwd, St Smk, Alabaster</i> \$5.09	\$5.86*/ea. <i>Burg, Chest</i> \$7.03 <i>Ironwd, St Smk, Alabaster</i> \$8.24
<b>4"3 or 4' Dia. GLENSTONE FIRE PIT CAPS  4" BULLNOSE GLENSTONE</b>	Size 4"H x 8"D x 12.25" / 9 1/8" Size 4"H x 8"D x 12.25" / 9 1/8" Exposed Face Area 0.34 or .66 Sq. Ft. Max BN Lbs per Piece / Pallet 30 lbs / 2880 lbs Radius Lbs per Piece / Pallet 28 lbs / 2688 lbs Pieces per pallet 96 3 ft = 12 per course, 4 ft = 16 per course	\$5.37/ea.  <i>Whitestone</i> \$6.43/ea.	\$8.98/ea.  <i>Whitestone</i> \$10.76/ea.
<b>3 or 4' Dia. FIRE PIT BASE BLOCK</b>	Size 5.5"H x 6"D x 12.5"W Exposed Face Area 0.74 Sq. Ft. Max Lbs/Piece 39 lbs Pieces per pallet 75 Lbs per pallet 3510 lbs 3 ft = 9 per course, 4 ft = 12 per course	\$9.86/ea.	\$17.79/ea.
<b>6" STONEGATE</b>	Set Size 6"H x 10"D x 32"W Max* Exposed Face Area (per set) 1.4 Sq. Ft. Max Lbs/Set 137 lbs Sets per pallet 20 Lbs per pallet 2788 lbs  *Small - 6"/4" w, Medium - 10"/12"w, Large - 14"/16"w	\$23.09*/set (\$16.49/sq.ft) <i>Alabaster</i>  <i>Graphite</i> \$28.60	\$41.50*/set (\$29.64/sq.ft) <i>Alabaster</i>  <i>Graphite</i> \$47.78
<b>6" VERAZZO 6" VERAZZO CORNER</b>	6" Verazzo Size 6"H x 16"/12.25"W x 10.5"D 6" Corner Size 6"H x 8"D x 16"D Exposed Face Area 0.67 Sq. Ft. Max 6" Ver. Lbs Per PC / Pallet 73 lbs / 3285 lbs 6" Cor. Lbs Per PC / Pallet 63 lbs / 3024 lbs 6" Verazzo pcs per pallet 45 units 6" Corner pcs per pallet 48 units	VERAZZO \$10.44 (\$15.58/sq.ft) <i>Chestnut</i> \$12.26  <i>Graphite</i> \$13.12	CORNERS \$21.22  <i>Chestnut</i> \$22.99  <i>Graphite</i> \$23.51
<b>3" x 24" CAP UNITS 3" 12" COUNTRY CORNER CAP</b>	Size 3"H x 12"D x 24"W Size 3"H x 12"D x 12"W 24" Lbs per PC / Pallet 72 lbs / 3432 lbs CC Lbs per PC / Pallet 36 lbs / 3456 lbs 24" Pieces per pallet 48 CC Pieces per pallet 96	24" CAP \$16.80*/ea.  <i>Chestnut</i> <i>Whitestone</i> \$18.86	12" x 12" CAP \$14.35/ea.  <i>Chestnut</i> <i>Whitestone</i> \$16.38
<b>8" STRAIGHT FACE COMPAC 8" 90° CORNER</b>	Size 8"H x 18"W x 11"D Size 8"H x 18"W x 9"D Exposed Face Area 1 Sq. Ft. (8" x 18") Compac lbs per PC/pallet 86 lbs./3096 lbs Compacs per pallet 36 units Corners per pallet 30 units Corner lbs per PC/pallet 86 lbs/2580 lbs.	GREY \$10.47  <i>Corner</i> \$22.40	COLORS \$12.02 \$23.95  <i>Graphite</i> \$15.31 <i>Graphite</i> <i>Corner</i> \$28.71
<b>8" HEWNSTONE COMPAC 8" HEWNSTONE 90° CORNER</b>	Size 8"H x 18"W x 11"D Size 8"H x 18"W x 9"D Exposed Face Area 1 Sq. Ft. (8" x 18") Hewnstone lbs per PC/pallet 86 lbs./3096 lbs Hewnstone per pallet 36 units Corners per pallet 30 units Corner lbs per PC/pallet 86 lbs/2580 lbs.	N/A N/A	\$15.27 \$28.98








# Oberfields LLC 2024 Price List



## BELVEDERE WALL

UNIT / SIZE	PRICE
<b>ROUND BELVEDERE FIREPIT KIT</b>  Cuyahoga, Scioto, Hidden Pines Size ..... 58" Dia. Weight ..... 1275 lbs. Pcs. per pallet ..... 52	<b>\$800</b>


## ROSETTA DIMENSIONAL COPING

UNIT / SIZE	PRICE
<b>STANDARD</b>  Cuyahoga, Scioto	Weight ..... 45, 48, 60 lbs. Units per pallet ..... 12, 6, 18 Linear feet per layer... 10.5 l.f. per pallet ..... 63 Weight per pallet ..... 1950 lbs.
<b>FINISHED END</b>  Cuyahoga, Scioto	
<b>LONG</b>  Cuyahoga, Scioto	



## ROSETTA DIMENSIONAL WALL

UNIT / SIZE	PRICE
 <b>BLOCK</b> Cuyahoga, Scioto, Hidden Pines Size ..... 12" x 8" x 4" Weight ..... 28 lbs. Units per pallet ..... 75 Units per sq. ft. .... 3 Weight per pallet ..... 2100 lbs.	<b>\$8.00 per pc.</b>
Special Order: Mahoning	<b>\$8.65/pc.</b>
 <b>WEDGE BLOCK</b> Cuyahoga, Scioto, Hidden Pines Size ..... 12" x 8" x 4" (sm. side of wedge 7 1/2") Weight ..... 20 lbs. Units per pallet ..... 100 Weight per pallet ..... 2000 lbs. Units per sq. ft. .... 3	<b>\$8.00 Per pc.</b>
Special Order: Mahoning	<b>\$8.65/pc.</b>



## ROSETTA OUTCROPPING

OUTCROPPING	PRICE
 Cuyahoga, Scioto, Hidden Pines A.....12" x 3'6" 12" x 4' 12" x 5'6" B.....6" x 2' 6" x 3' 6" x 4' 12" x 3' C.....12" x 4'6" 12" x 6' 6" x 2' 6" x 3' 18" x 5' 24" x 4'	18 sq. ft. per pallet 4000 lbs. per pallet Recommended Ratio 2 - Pallet A 2 - Pallet B 1 - Pallet C <b>\$850 per pallet</b>
<b>CORNERS</b> Cuyahoga, Scioto, Hidden Pines 12" x 48" x 30" Weight.....880 lbs. 2 per pallet - 2340 lbs.	<b>\$300</b>
6" x 14" x 30" Weight..... 440 lbs. 4 per pallet - 1920 lbs	<b>\$240</b>


## ROSETTA KODAH WALL

UNIT / SIZE	PRICE
 <b>KODAH WALL</b> Cuyahoga, Scioto, Hidden Pines Weight ..... 150 lbs. (21 sf per pallet) Units per pallet ..... 16 Weight per pallet ..... 2400 lbs. Layers per pallet ..... 3	<b>\$240 per layer</b>
 <b>KODAH CORNER</b> Cuyahoga, Scioto, Hidden Pines Size ..... 21" x 10.5" x 6" Weight ..... 107 lbs. Units per pallet ..... 16 Units per sq. ft. .... 1.313 Weight per pallet ..... 1712 lbs.	<b>\$35.00 per piece</b>


## ROSETTA STEPS

 Cuyahoga, Scioto, Hidden Pines Special Order: Mahoning	42" x 17" x 7" 42" x 26" x 7" 54" x 22" x 7" 48" x 24" x 7" 48" x 28" x 7" 60" x 24" x 7"	349 lbs. 476 lbs. 458 lbs. 512 lbs. 567 lbs. 600 lbs. 3150 lbs. per pallet	<b>\$170</b> <b>\$170</b> <b>\$185</b> <b>\$185</b> <b>\$185</b> <b>\$220</b>
 Cuyahoga, Scioto, Hidden Pines Special Order: Mahoning	<b>DIMENSIONAL 3', 4', 6' STEP</b> 36" x 18" x 7" 48" x 18" x 7"	375 lbs. 6 units per pallet 2250 lbs. per pallet 455 lbs. 6 units per pallet 2730 lbs. per pallet	<b>\$145</b> <b>\$180</b>

## ROSETTA BELVEDERE

UNIT / SIZE	PRICE
 <b>WALL PALLET</b> Cuyahoga, Scioto, Hidden Pines Size ..... 18" x 19" x 9", 12" x 9" x 10", 6" x 9" x 4" Weight ..... 78, 48, 22 lbs. Units per pallet ..... 32, 16 ea., sz Sq. Ft. per pallet ..... 27 Weight per pallet ..... 2475 lbs	<b>\$250 per layer</b> <b>\$330 per face ft.</b>
<b>CORNER</b> Cuyahoga, Scioto, Hidden Pines Size ..... 15" x 9" x 6", 15" x 9" x 3" Weight ..... 63,31 lbs. Units per pallet ..... 32, 16 ea., sz Sq. Ft. per pallet ..... 24 Weight per pallet ..... 1520 lbs	<b>\$350 per half pallet</b>

## OLENTANGY BLUFF TREAD

 Cuyahoga, Scioto, Hidden Pines Special Order: Mahoning	36" x 16" x 6" 48" x 16" x 6" 60" x 16" x 6" 72" x 16" x 6"	280 lbs. 8 units per pallet 2240 lbs. per pallet 373 lbs. 8 units per pallet 2984 lbs. per pallet 467 lbs. 6 units per pallet 2802 lbs. per pallet 560 lbs 4 units per pallet 2240 lbs per pallet	<b>\$140</b> <b>\$175</b> <b>\$230</b> <b>\$240</b>
--	--	--	--



# Decorative Precast Concrete Products

(DELIVERY AVAILABLE)

- 6cm Handy Pavers 12" x 12" ..... \$5.25 each
- 16" Straight Scalloped Edgers..... \$4.00 each
- 16" Curved Scalloped Edgers..... \$4.00 each
- 18" Round Smooth Patio Blocks ..... \$25.00 each
- 20" <sup>(Pewter and Red)</sup> x 20" Brick Patterns..... \$8.00 each  
(Natural, Red, Shadow Blend, Sahara)
- 20" x 20" Exposed Aggregate..... \$9.00 each  
(Ottawa)
- 20" x 20" Tresca..... \$12.00 each  
(Beige Mix, Grey Mix)
- 24" x 24" Smartcast Diamond ..... \$13.00 each
- 24" x 24" Column Caps ..... \$75.00 each  
(Sandstone, Ultra Black, Grey)
- Bullnose Column Cap ..... \$105.00 each  
(23.62" x 23.62" x 2.95")
- Riviera Bullnose Capping..... \$32.00 each  
(Sahara, Blend, Grey, Ebony)
- Antico Stacker ..... \$5.00 each  
(4" x 8" x 12")
- Glow Path Hollandstone ..... \$16.00 Per sq. ft.  
(4" x 8")
- Glow Path Fullnose Coping ..... \$85.00 each  
(12" x 24" x 1 1/2)
- Glow Chips 1/2"..... \$40.00 Per lb.
- Spectra 24"x 24" ..... \$13.00 each
- MSI Arterra 24" x 24" ..... \$50.00 each

## PRECAST PATIO BLOCKS

- Big Feet..... \$11.50 each
- 24" x 24" Brick Impression .... \$13.00 each
- 24" x 24" Flagstone Pavers.... \$13.00 each  
(Grey, Sahara Blend, Nightfall)
- Straight Garden Bench..... \$165.00 each  
(Bluestone, Santa Fe)
- Curved Garden Bench..... \$175.00 each  
(Bluestone, Santa Fe)
- Maple Wood Step Stone ..... \$11.75 each
- Quarry Slab – Buff, Santa Fe  
and Bluestone ..... \$12.00 each
- Ready Step 7-1/2"x16"x42" ..... \$115.00 each  
(Pewter, Santa Fe)
- 2' Splash Block..... \$13.50 each
- Ridge Step ..... \$80.00 each  
(Beige Mix, Grey Mix)
- Roman Step ..... \$130.00 each  
(Pewter, Buff)
- Camden Step 48" ..... \$130.00 each
- Camden Step 72" ..... \$200.00 each
- Rosetta Steppers..... \$45.00 each  
(Scioto, Cuyahoga)
- 28" x 14" x 2" Avari..... \$28.00 each
- Camden Step Fillers 14" ..... \$50.00 per pair
- 1" x 8" x 16" Slabs..... \$5.00 per pair



### WEED BARRIER

- 3' X 50' ..... \$15.00
- 3' X 100' ..... \$29.00
- 4' X 50' ..... \$19.50
- 4' X 100' ..... \$38.50
- 4' X 300' ..... \$90.00
- 6' X 300' ..... \$135.00
- 8' X 300' ..... \$185.00

### BLOCK ADHESIVES

#### PL Block Adhesive

- 11 oz..... \$9.00
- 28 oz..... \$17.95
- Mor Flexx  
(Beige, Gray) ..... \$8.00/tube
- Fireplace Mortar ..... \$7.75/tube

E-Z EDGE - RESIDENTIAL ALUMINUM EDGING		
Product No.	Description (3 stakes incl.)	
EZMILL	1/8"x4"x6' Mill Finish.....	\$22.50
EZMILL	1/8"x4"x6' Black Paint.....	\$22.50
EZMILL	1/8"x4"x6' Green Paint.....	\$22.50

### Seal King Products

- 5 Gallon Paving Sealer ..... \$210.00
- 1 Gallon Paving Sealer ..... \$45.00
- 1 Gallon Nat. Stone Sealer..... \$70.00

### LAWN & LANDSCAPING EDGING

- 20' Black Cobra ..... each \$25.00
- 8' x 4" Aluminum Brick..... \$18.00
- 8' Snap Edge ..... each \$16.00
- 12" Timber Spikes .....each \$1.30





# Brick & Block Products

## SINGLE STEPS

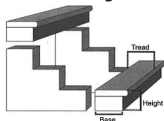
3'-0" x 6" x 13" .....	70.00
3'-0" x 7" x 13" .....	70.00
3'-0" x 8" x 13" .....	70.00
3'-6" x 7" x 13" .....	80.00
4'-0" x 6" x 13" .....	85.00
4'-0" x 7" x 13" .....	85.00
4'-0" x 8" x 13" .....	85.00
5'-0" x 7" x 13" .....	100.00
6'-0" x 7" x 13" .....	115.00



## RISER BLOCKS

2 step risers  .....	30.00 per pair
3 step risers  .....	40.00 per pair
4 step risers  .....	50.00 per pair
<small>SPECIAL ORDER</small> 5 step risers  .....	55.00 per pair

Durable and Easy to Construct



## BUMPER BLOCKS

8'-0 Long w/Pins .....	85.00
6'-0 (large) w/Pins.....	80.00
Extra Pins.....	10.00

## CLAY FLUES

4" x 12" .....	2.95
4" x 12" Hexagon.....	4.75
8" x 8" x 2'0" .....	27.50
with holes .....	18.75
8.5" x 13" x 2'0" .....	32.50
with holes .....	25.75
13" x 13" x 2'0" .....	37.50
8" x 12" .....	12.75
6" x 24" .....	14.95
8" x 24" .....	20.75

## CONCRETE BLOCKS

4" x 8" x 12" .....	3.75
8" x 8" x 8" .....	4.00
12" x 16" x 8" .....	4.75

8" x 16" x 8" .....	3.30
4" x 16" x 8" .....	2.75
4" x 16" x 8" solids .....	4.45
6" x 16" x 8" .....	2.95
8" x 8" Chimney Block .....	16.50
O.D 16 <sup>1/2</sup> x 16 <sup>1/2</sup>	
8" x 12" Chimney Block .....	18.50
O.D 16 <sup>1/2</sup> x 21	
Man Hole Block .....	4.00 each
8 Blocks (2' Circles) -or- 12 Blocks	
(4' Circle)	
Fill Brick .....	.75

## FIREBRICK

4 <sup>1/2</sup> " x 9" x 1 <sup>1/4</sup> " .....	3.75
4 <sup>1/2</sup> " x 9" x 2 <sup>1/2</sup> " .....	3.75
Heat Stop-15 lb. ....	50.00
Heat Stop II-10 lb. ....	50.00
Heat Stop II-40 lb. ....	115.00
Heat Stop 50 lb.....	115.00

## MORTAR / CEMENT / SILICA

Readi Mix Mortar 80-lb. ....	11.50
Readi Mix Cement 80-lb. ....	9.25
CSC-4 Pre Cast Stone Mortar	
80-lb .....	16.00/Bag
Sakrete Glass Block Mortar	
White (50lb) .....	25.00/Bag
Mason Mix Type "S" 80-lb .....	10.25
Regular Mortar	
St. Mary's Type "N" 70-lb.....	15.80
Federal White Cement Mortar,	
Type S.....	29.50
Commercial Sand (fine) .....	13.00
Flint Shot (medium) .....	12.25
Poly Sweep -	
Platinum .....	40.00
Black .....	45.00
Tan & Gray.....	35.00
Poly Sweep X-treme Wide	
Joints - Tan & Grey .....	40.00
*20% DISCOUNT FOR CONTRACTORS	
*CALL FOR LEAD TIMES AND AVAILABILITY	
*NO REFUNDS OR EXCHANGES ON SPECIAL ORDERS	



**(810) 229-6648**

## INDIANA BUFF LIMESTONE

Thickness	Sq. Ft.
1-1/2" - 2" .....	\$31.50
2-1/4" .....	\$31.00
3" .....	\$39.00
4" .....	\$51.50
5" .....	\$64.80
6" .....	\$77.85
7" .....	\$85.00
8" .....	\$100.00
9" (+) .....	Call for Pricing

## EDGE DETAILS

Rock Edge (1"-5" TK.) .....	\$5.00/Lin. Ft.
Rock Edge (6"-8" TK.) .....	\$11.50/Lin. Ft.
Drip Edge .....	\$2.50/Lin. Ft.
Full Bullnose Edge.....	\$6.50/Lin. Ft.
Chamfered or	
Rounded Edge.....	\$4.50/Lin. Ft.
1 Way Wash.....	\$9.75/Lin. Ft.
2 Way Wash.....	\$16.00/Lin. Ft.
Hole Drilling.....	\$10.00/Per Inch
Profile & Radius Edge .....	Call for Pricing

## BLUESTONE RETAIL PRICING

1.5" .....	\$54.00/Sq. Ft.
2" .....	\$54.00/Sq. Ft.
2.25" .....	\$59.50/Sq. Ft.
3" .....	\$72.00/Sq. Ft.
4" .....	\$90.00/Sq. Ft.
5" .....	\$108.00/Sq. Ft.
6" .....	\$126.00/Sq. Ft.
7" .....	\$144.00/Sq. Ft.
8" .....	\$162.00/Sq. Ft.
9" (+) .....	Call for Pricing

## HAKAN BLACK (ROYAL BELUGA) RETAIL PRICING

Thickness	
2" .....	\$65.00/Sq. Ft.
3" .....	\$100.00/Sq. Ft.
Honed .....	\$20/Sq. Ft.
Rock Face Edge .....	\$5.00/Ln. Ft.

\*20% DISCOUNT FOR CONTRACTORS  
\*CALL FOR LEAD TIMES AND AVAILABILITY  
\*NO REFUNDS OR EXCHANGES ON SPECIAL ORDERS



# Man Made Stone Veneer

## Cultured Stone

Cultured	Unit of Sale	Price	Cov./Unit	Unit/Pallet	Wt./Unit	Price/SF/LF
<b>Standard Colors: Sevilla, Palisades</b>						
<b>ANCIENT VILLA LEDGESTONE</b>	Big Box Flat	\$ 1565.18	124 sf	1	1,155 lbs	\$ 12.62
	Big Box Corner	\$ 1154.01	64 lf	1	785 lbs	\$ 18.03
	Handipak® Flat	\$ 169.74	11.25 sf	20	112 lbs	\$ 15.09
	Handipak® Corner	\$ 160.01	8 lf	20	98 lbs	\$ 20.00
<b>Standard Colors: Gray, Chardonnay, San Francisco, Texas Cream, Echo Ridge</b>						
<b>COBBLEFIELD</b>	Big Box Flat	\$ 1136.02	90 sf	1	900 lbs	\$ 12.62
	Big Box Corner	\$ 1154.01	64 lf	1	765 lbs	\$ 18.03
	Handipak® Flat	\$ 169.74	11.25 sf	20	115 lbs	\$ 15.09
	Handipak® Corner	\$ 160.01	8 lf	20	101 lbs	\$ 20.00
<b>Standard Colors: Fossil Reef</b>						
<b>CORAL STONE</b>	Handipak® Flat	\$ 150.86	10 sf	16	73 lbs	\$ 15.09
	Handipak® Corner	\$ 200.02	10 lf	16	73 lbs	\$ 20.00
<b>Standard Colors: Ashfall, Aspen, Black Rundle, Bucks County, Carmel, Chardonnay, Echo Ridge, Grand Mesa, Gunnison, Hudson Bay, Mojave, Sevilla, Skyline, Umber Creek, Wheaton, White Oak, Wolf Creek</b>						
<b>COUNTRY LEDGESTONE</b>	Big Box Flat	\$ 1565.18	124 sf	1	1230 lbs	\$ 12.62
	Big Box Corner	\$ 1154.01	64 lf	1	765 lbs	\$ 18.03
	Handipak® Flat	\$ 184.82	12.25 sf	20	123 lbs	\$ 15.09
	Handipak® Corner	\$ 160.01	8 lf	20	104 lbs	\$ 20.00
<small>Note: Handipak® Flat packaging transitioning from 11.25 SF to 12.25 sf. As inventory of 11.25 SF is depleted, 12.25 SF will become available. Check website for updates and availability.</small>						
<b>Standard Colors: Black Isle, Burnt Ochre, Palermo</b>						
<b>DEL MARE LEDGESTONE</b>	Big Box Flat	\$ 1451.59	115 sf	1	1085 lbs	\$ 12.62
	Big Box Corner	\$ 1352.38	75 lf	1	790 lbs	\$ 18.03
	Handipak® Flat	\$ 162.17	10.75 sf	20	104 lbs	\$ 15.09
	Handipak® Corner	\$ 149.99	7.5 lf	20	83 lbs	\$ 20.00
<b>Standard Colors: Aspen, Bucks County, Chardonnay, Echo Ridge, Sevilla</b>						
<b>DRESSED FIELDSTONE</b>	Big Box Flat	\$ 1136.02	90 sf	1	970 lbs	\$ 12.62
	Big Box Corner	\$ 1154.01	64 lf	1	845 lbs	\$ 18.03
	Handipak® Flat	\$ 169.74	11.25 sf	16	119 lbs	\$ 15.09
	Handipak® Corner	\$ 160.01	8 lf	20	108 lbs	\$ 20.00
<b>Standard Colors: High Plains, Melrose, Rubicon</b>						
<b>DRYSTACK LEDGESTONE PANELS</b>	Big Box Flat	\$ 1254.28	88 sf	1	775 lbs	\$ 14.25
	Big Box Corner	\$ 1642.24	84 lf	1	885 lbs	\$ 19.55
	Handipak® Corner	\$ 145.51	6 sf	20	90 lbs	\$ 24.25
<b>Standard Colors: Bucks County, Chardonnay</b>						
<b>EUROPEAN CASTLE STONE</b>	Big Box Flat	\$ 2052.48	144 sf	1	1275 lbs	\$ 14.25
	Big Box Corner	\$ 1876.85	96 lf	1	960 lbs	\$ 19.55
	Handipak® Flat	\$ 222.06	12 sf	20	102 lbs	\$ 18.51
	Handipak® Corner	\$ 193.98	8 lf	20	76 lbs	\$ 24.25

Cultured	Unit of Sale	Price	Cov./Unit	Unit/Pallet	Wt./Unit	Price/SF/LF	
<b>Standard Colors: Arctic, Foundation, Span, Talus</b>							
<b>HEWN STONE</b>	Big Box Flat	3" x 8" Flat	\$ 1624.87	114 sf	1	1316 lbs	\$ 14.25
		3" x 14" Flat	\$ 1653.35	116 sf	1	1253 lbs	\$ 14.25
		5" x 14" Flat	\$ 1710.38	120 sf	1	1258 lbs	\$ 14.25
		5" x 22" Flat	\$ 1838.67	129 sf	1	1248 lbs	\$ 14.25
		8" x 22" Flat	\$ 1667.62	117 sf	1	1144 lbs	\$ 14.25
	Big Box Corner	3" Corner	\$ 2971.66	152 lf	1	1374 lbs	\$ 19.55
		5" Corner	\$ 2267.85	116 lf	1	1339 lbs	\$ 19.55
		8" Corner	\$ 1955.05	100 lf	1	1228 lbs	\$ 19.55
	Handipak® Flat	3" x 8" Flat HP	\$ 143.40	7.75 sf	20	87 lbs	\$ 18.50
		3" x 14" Flat HP	\$ 161.90	8.75 sf	20	92 lbs	\$ 18.50
		5" x 14" Flat HP	\$ 143.40	7.75 sf	20	79 lbs	\$ 18.50
		5" x 22" Flat HP	\$ 138.78	7.5 sf	20	71 lbs	\$ 18.50
Handipak® Corner	8" x 22" Flat HP	\$ 157.29	8.5 sf	20	81 lbs	\$ 18.50	
	3" Corner HP	\$ 242.46	10 lf	20	95 lbs	\$ 24.25	
	5" Corner HP	\$ 191.54	7.9 lf	20	95 lbs	\$ 24.25	
	8" Corner HP	\$ 176.99	7.3 lf	20	95 lbs	\$ 24.25	
<b>Standard Colors: Bucks County, Chardonnay, Golden Buckeye</b>							
<b>LIMESTONE</b>	Big Box Flat	\$ 1136.02	90 sf	1	915 lbs	\$ 12.62	
	Big Box Corner	\$ 1154.01	64 lf	1	845 lbs	\$ 18.03	
	Handipak® Flat	\$ 169.74	11.25 sf	20	118 lbs	\$ 15.09	
	Handipak® Corner	\$ 160.01	8 lf	20	106 lbs	\$ 20.00	
<b>Standard Colors: Chardonnay, Echo Ridge, Summit Peak</b>							
<b>OLD COUNTRY FIELDSTONE</b>	Big Box Flat	\$ 1136.02	90 sf	1	815 lbs	\$ 12.62	
	Big Box Corner	\$ 1154.01	64 lf	1	760 lbs	\$ 18.03	
	Handipak® Flat	\$ 169.74	11.25 sf	20	106 lbs	\$ 15.09	
	Handipak® Corner	\$ 160.01	8 lf	20	103 lbs	\$ 20.00	
<b>Standard Colors: Gray, Mojave, Platinum, Shale, Southwest Blend</b>							
<b>PRO-FIT® LEDGESTONE</b>	Handipak® Flat	\$ 203.53	11 sf	16	90 lbs	\$ 18.50	
	Handipak® Corner	\$ 193.98	8 lf	16	77 lbs	\$ 24.25	
<b>Standard Colors: Black Rundle, Chardonnay, Harvest, Pheasant, Winterhaven, Black Mountain, Echo Ridge, Summit Peak, Umber Creek</b>							
<b>PRO-FIT® ALPINE LEDGESTONE</b>	Big Box Flat	\$ 1567.85	110 sf	1	1060 lbs	\$ 14.25	
	Big Box Corner	\$ 1955.05	100 lf	1	1135 lbs	\$ 19.55	
	Handipak® Flat	\$ 185.02	10 sf	20	102 lbs	\$ 18.50	
	Handipak® Corner	\$ 193.98	8 lf	20	104 lbs	\$ 24.25	
<b>Standard Colors: Carbon, Intaglio, Vellum</b>							
<b>PRO-FIT® MODERA™ LEDGESTONE</b>	Handipak® Flat	\$ 185.02	10 sf	16	84 lbs	\$ 18.50	
	Handipak® Corner	\$ 209.99	8.6 lf	16	81 lbs	\$ 24.25	

# Man Made Stone Veneer

## Cultured Stone

Cultured	Unit of Sale	Price	Cov./Unit	Unit/Pallet	Wt./Unit	Price/SF/LF
<b>Standard Colors: Arcadia, Arctic, Ethos, Trek</b>						
<b>PRO-FIT® TERRAIN™ LEDGESTONE</b>	Handipak® Flat	\$ 185.02	10 sf	16	94 lbs	\$ 18.50
	Handipak® Corner	\$ 266.24	9.33 lf	16	88 lbs	\$ 24.25
<b>Standard Colors: Earth Blend, Lake Tahoe, Lakeshore</b>						
<b>RIVER ROCK</b>	Big Box Flat	\$ 1136.02	90 sf	1	770 lbs	\$ 12.62
	Big Box Corner	\$ 1154.01	64 lf	1	660 lbs	\$ 18.03
	Handipak® Flat	\$ 169.74	11.25 sf	20	105 lbs	\$ 15.09
	Handipak® Corner	\$ 160.01	8 lf	20	88 lbs	\$ 20.00
<b>Standard and Made to Order Colors: Ferrous, Grouse, Silver Shore, Echo Ridge</b>						
<b>SCULPTED ASHLAR</b>	Big Box Flat	\$ 1565.18	124 sf	1	1235 lbs	\$ 12.62
	Big Box Corner	\$ 1154.01	64 lf	1	783 lbs	\$ 18.03
	Handipak® Flat	\$ 158.38	11.25 sf	20	113 lbs	\$ 15.09
	Handipak® Corner	\$ 160.01	8 lf	20	98 lbs	\$ 20.00
<b>Standard Colors: Aspen, Bucks County, Chardonnay, Gray, Echo Ridge, Wolf Creek</b>						
<b>SOUTHERN LEDGESTONE</b>	Big Box Flat	\$ 1464.21	116 sf	1	1015 lbs	\$ 12.62
	Big Box Corner	\$ 1154.01	64 lf	1	645 lbs	\$ 18.03
	Handipak® Flat	\$ 158.38	10.5 sf	20	92 lbs	\$ 15.08
	Handipak® Corner	\$ 160.01	8 lf	20	90 lbs	\$ 20.00
<b>Standard Colors: Spring, Summer</b>						
<b>STREAM STONE</b>	Big Box Flat	\$ 1136.02	90 sf	1	815 lbs	\$ 12.62
	Big Box Corner	\$ 1154.01	64 lf	1	660 lbs	\$ 18.03
	Handipak® Flat	\$ 169.74	11.25 sf	20	105 lbs	\$ 15.09
	Handipak® Corner	\$ 160.01	8 lf	20	85 lbs	\$ 20.00
<b>Standard Colors: Canvas, Carbon, Moroccan Sand, Titanium</b>						
<b>CULTURED BRICK® HANDMADE</b>	Handipak® Flat	\$ 92.33	8 sf	24	30 lbs	\$ 11.54
	Handipak® Corner	\$ 142.42	6.5 lf	24	27 lbs	\$ 21.91
<b>Standard Colors: Antique Red, High Desert</b>						
<b>CULTURED BRICK® USED</b>	Handipak® Flat	\$ 98.09	8.5 sf	24	31 lbs	\$ 11.54
	Handipak® Corner	\$ 142.42	6.5 lf	24	27 lbs	\$ 21.01
<b>Standard Colors: Carbon, French Gray, Parchment</b>						
<b>CAST-FIT® 12" X 24"</b>	Big Box Flat	\$ 1480.91	84 sf	42	848 lbs	\$ 17.63
	Each Flat	\$ 45.33	2 sf	1	20.19 lbs	\$ 22.67
	Handipak® Flat	\$ 180.95	5 sf	5	75 lbs	\$ 36.19
<b>Standard Colors: Carbon, French Gray, Parchment</b>						
<b>CAST-FIT® 8" X 16"</b>	Big Box Flat	\$ 1521.06	86.25 sf	98	816 lbs	\$ 17.24
	Big Box Corner	\$ 19.94	.88 sf	1	8.33 lbs	\$ 22.66
	Handipak® Flat	\$ 337.62	9.33 sf	14	106 lbs	\$ 36.19
<b>Standard Colors: Stanhope</b>						
<b>TEXTURED CAST-FIT® 12" X 24"</b>	Big Box Flat	\$ 1480.91	84 sf	42	848 lbs	\$ 17.63
	Each Flat	\$ 45.33	2 sf	1	20.19 lbs	\$ 22.67
	Handipak® Flat	\$ 180.95	5 sf	5	75 lbs	\$ 36.19

Trim Products	Unit	Price	Cvg./Unit	Units/Pallet	Wt./Unit	Price/SF/LF
<b>Blond, Chardonnay, Cream, Gray, Marsh, Nightfall, Sable</b>						
<b>HEARTHSTONES</b>	Ea.(Per Piece)	\$ 55.00	2.64 sf	26	35 lbs	\$ 20.06
	Ea.(Full Pallet)	\$ 55.00	2.64 sf	26	35 lbs	\$ 20.06
<b>Champagne, Gray, Nightfall, Sable, Taupe</b>						
<b>KEYSTONE</b>	Carton (4 pcs)	\$ 190.00	1.7 sf	24	39 lbs	\$ 47.50
<b>Gray, Nightfall, Sable, Taupe</b>						
<b>LARGE LIGHT FIXTURE STONES</b>	Carton (4 pcs)	\$ 185.00	3.96 sf	16	67 lbs	\$ 46.35
<b>Gray, Nightfall, Sable, Taupe</b>						
<b>LIGHT FIXTURE STONES</b>	Carton (4 pcs)	\$ 126.00	2.22 sf	24	35 lbs	\$ 31.50
<b>Gray, Nightfall, Sable, Taupe</b>						
<b>SINGLE RECEPTACLE STONES</b>	Carton (7 pcs)	\$ 198.00	2.33 sf	24	32 lbs	\$ 25.30
<b>Champagne, Gray, Nightfall, Sable, Taupe</b>						
<b>TRIM STONES</b>	Carton (20 pcs)	\$ 150.00	10 lf	12	85 lbs	\$ 7.50
<b>Champagne, Gray, Nightfall, Sable, Taupe</b>						
<b>TUSCAN LINTELS</b>	Carton (4 pcs)	\$ 104.00	3.67 lf	12	78 lbs	\$ 26.00
<b>Champagne, Gray, Nightfall</b>						
<b>WATERTABLE/SILL</b>	Carton (8 pcs)	\$ 162.00	12 lf	16	55 lbs	\$ 20.25
<b>Carbon, French Gray, Intaglio, Parchment, Vellum</b>						
<b>CAST-FIT® WATERTABLE/SILL</b>	Carton (10 pcs)	\$ 202.50	15 lf	16	64 lbs	\$ 20.25
<b>Kullen, Lofton, Nori, Wildon</b>						
<b>TENLEY BRICK</b>	Handipak® Flat	\$159.26	13.8 sf	16	92 lbs	\$11.54
	Hadipak® Corner	\$173.11	7.9 sf	16	84 lbs	\$21.91



# El Dorado Stone



Cultured	Package	Type	Cvg./Ctn.	
<i>Standard Colors: Bodega, Coos Bay, Prescott, La Plata, Mineret, Olive Grove</i>				
<b>BLUFFSTONE</b>	Carton	Flats	8 sq. ft	\$ 113.20
	Carton	Corners	6 lin. ft.	\$ 114.68
<i>Standard Colors: Barley, Buff Springs, Cambria, Lantana, Boardwalk, Manzanita, Mesquite, Monti</i>				
<b>CLIFFSTONE</b>	Carton	Flats	10 sq. ft	\$ 141.50
	Carton	Corners	8 lin. ft.	\$ 152.89
<i>Standard Colors: Pearl White, Sanibel, Cliffstone</i>				
<b>COSTAL REEF</b>	Carton	Flats	11 sq. ft	\$ 155.68
	Carton	Corners	9 lin. ft.	\$ 172.03
<i>Standard Colors: Bella, Cognac, Polermo, Capri, Millstream, River Gorge</i>				
<b>COUNTRY RUBBLE</b>	Carton	Flats	10 sq. ft	\$ 141.50
	Carton	Corners	9 lin. ft.	\$ 152.89
<i>Standard Colors: Cannonade, Seashell, Madrona, Oyster</i>				
<b>CUT COURSE STONE</b>	Big Carton	Flats	90 sq. ft	\$ 1,435.07
	Big Carton	Corners	72 lin. ft.	\$ 1,607.05
<i>Standard Colors: Cantina, Country Side, Orchard</i>				
<b>CYPRESS RIDGE</b>	Carton	Flats	8 sq. ft	\$ 113.20
	Carton	Corners	8 lin. ft.	\$ 152.89
<i>Standard Colors: Iron Mill, Linen, Sidewalk, Zinc, Cottonwood, Glacier, Sea Cliff</i>				
<b>EUROPEAN LEDGE</b>	Carton	Flats	7.5 sq. ft	\$ 122.98
	Single Stones		8 sq. ft.	\$ 131.15
	Carton	Corners	5 lin. ft.	\$ 118.15
<i>Standard Colors: Andante, Padova, Veneto, Meseta</i>				
<b>FIELD LEDGE</b>	Carton	Flats	10 sq. ft	\$ 141.50
	Carton	Corners	8 lin. ft.	\$ 152.89
<i>Standard Colors: Lucera, Verona</i>				
<b>HILLSTONE</b>	Carton	Flats	10 sq. ft	\$ 141.50
	Carton	Corners	10 lin. ft.	\$ 191.12
<i>Standard Colors: Golden Oak, Sage, Ocean Floor, Birch, Beach Pebble, White Cap</i>				
<b>LEDGECUT 33</b>	Carton	Flats	8 sq. ft	\$ 131.15
	Carton	Corners	8 lin. ft.	\$ 189.02
<i>Standard Colors: York, Bridgeport, New Haven, San Marino, Savannah</i>				
<b>LIMESTONE</b>	Carton	Flats	10 sq. ft	\$ 141.50
	Carton	Corners	7 lin. ft.	\$ 133.79
<i>Standard Colors: Durango, Mesa Verde, Sierra, Bitterroot, Charleston, Ashville, Lexington, Chestnut Ridge, Walnut Ridge, Yukon</i>				
<b>MOUNTAIN LEDGE</b>	Carton	Flats	9 sq. ft	\$ 127.33
	Carton	Corners	10 lin. ft.	\$ 191.12
<i>Standard Colors: Yakima, Colorado, Rio Grande</i>				
<b>RIVER ROCK</b>	Carton	Flats	8 sq. ft	\$ 113.20
	Carton	Corners	10 lin. ft.	\$ 191.12
<i>Standard Colors: Russet, Silverton, Whiskey Creek, Pioneer</i>				
<b>MOUNTAIN LEDGE PANEL</b>	Carton	Flats	8 sq. ft	\$ 119.11
	Carton	Corners	7 lin. ft.	\$ 142.29
<i>Standard Colors: Autumn Leaf, Moonlight, Vineyard Trail, Wheatfield, Casa Blanca, Falling Spring</i>				
<b>ROUGH CUT</b>	Carton	Flats	10 sq. ft	\$ 141.50
	Carton	Corners	7 lin. ft.	\$ 133.79
<i>Standard Colors: Clearwater, Sawtooth, Cascade, Sequoia</i>				
<b>RUSTIC LEDGE</b>	Carton	Flats	10 sq. ft	\$ 141.50
	Carton	Corners	7 lin. ft.	\$ 133.79
<i>Standard Colors: Somerset, Teton, Bronze, Chesapeake, Crescent Peak, Willow</i>				
<b>SHADOW ROCK</b>	Carton	Flats	9 sq. ft	\$ 127.33
	Carton	Corners	7 lin. ft.	\$ 133.79
<i>Standard Colors: Alderwood, Black River, Castaway, Chapel Hill, Day Break, Dry Creek, Nantuck, Santa Fe, Silver Lining, Koryak Ridge</i>				
<b>STACKED STONE</b>	Carton	Flats	11 sq. ft	\$ 163.76
	Carton	Corners	8 lin. ft.	\$ 162.61
<i>Standard Colors: Doverwood, Foxwood, Parchwood, Saddlewood</i>				
<b>VINTAGE RANCH WOOD PLANK PANELS</b>	Carton	Flats	7.5 sq. ft	\$ 141.19
<i>Standard Colors: Foggy Meadow, Silent Grey, Snowdrift</i>				
<b>LONGITUDE 24</b>	Carton	Flats	8 sq. ft	\$ 174.67
	Carton	Corners	6 lin. ft.	\$ 214.00

Cultured	Package	Type	Cvg./Ctn.	
<i>Standard Colors: Dove Tail, Sanderling</i>				
<b>MARQUEE 24</b>	Carton	Flats	8 sq. ft	\$ 174.67
	Carton	Corners	6 lin. ft.	\$ 214.00
<i>Standard Colors: Granite Spire, Whisper White</i>				
<b>RIDGETOP 18</b>	Carton	Flats	9 sq. ft	\$ 196.49
	Carton	Corners	5.3 lin. ft.	\$ 187.24
<i>Standard Colors: Hidden Creek, Monument, Zenith Grey</i>				
<b>SIERRACUT 24</b>	Carton	Flats	4 sq. ft	\$ 87.34
	Carton	Corners	4 lin. ft.	\$ 142.65
<i>Standard Colors: Cumulus, Southern Peak, Stone Cloud, White Elm</i>				
<b>VANTAGE 30</b>	Carton	Flats	7.5 sq. ft	\$ 163.75
	Carton	Corners	4 lin. ft.	\$ 142.65
<i>Standard Colors: Nickel, Soft Light</i>				
<b>ZEN 24</b>	Carton	Flats	8 sq. ft	\$ 174.67
	Carton	Corners	6 lin. ft.	\$ 214.00
<i>Standard Colors: Riverbed, Ashland, Chalk Dust, Hartford, Ironside, Latigo</i>				
<b>TUNDRA BRICK</b>	Carton	Flats	6 sq. ft	\$ 89.33
	Carton	Corners	4 lin. ft.	\$ 90.92



# Man Made Stone Veneer



## Texture for Living



StoneCraft profiles have variations in color and texture, as they are natural reflections of the characteristics found in stone.

Type	Cvg./Ctn.	List Price
<i>Standard Colors: Gray, Valley Forge</i>		
<b>COBBLE</b>	Flats	15 sq. ft
	Corners	9 lin. ft.
<i>Standard Colors: Bucktown, Colorado, Pennsylvania, Valley Forge, Warm Springs</i>		
<b>FIELDSTONE</b>	Flats	15 sq. ft
	Corners	14 lin. ft.
<i>Standard Colors: Bucktown, Ohio, Pennsylvania, Warm Springs, Hamilton, Tan, Chardonnay, Old Ohio, Wisconsin</i>		
<b>HERITAGE</b>	Flats	15 sq. ft
	Corners	7 lin. ft.
<i>Standard Colors: Asher, Chardonnay, Pennsylvania, Tennessee, Hamilton</i>		
<b>LAUREL CAVERN LEDGE</b>	Flats	15 sq. ft
	Corners	9 lin. ft.
<i>Standard Colors: Bucktown, Chardonnay, Pennsylvania, Tennessee, Wisconsin, Hamilton, Kingsford Gray</i>		
<b>LEDGESTONE</b>	Flats	15 sq. ft
	Corners	9 lin. ft.

Weathered Plank	Type	Cvg./Unit	Units/Pallet	List Price/Ctn.
<i>Colors: Kentucky, Pennsylvania, Sienna, Torino</i>				
<b>4" Plank</b>	Flats	10 Sq. Ft.	16	\$ 145.00
	Corners			
<i>Colors: Autumn Blend, Charcoal, Columbus Blend, Cypress, Elkwood, Great Lakes, Kentucky Blend, Ohio Tan, Pennsylvania</i>				
<b>6" Plank</b>	Flats	12 Sq. Ft.	16	\$ 175.00
	Corners			

Flat Stone & Corner Peices	Type	Cvg./Unit	List Price/Ctn.
<i>Standard Colors: Ashen, Sienna, Arizona, Cypress, Pennsylvania, Prestige, Winter Point</i>			
<b>DRY STACK</b>	Flats	12 sq. ft	\$ 126.00
	Corners	8 lin. ft.	\$ 117.00
<i>Standard Colors: Kentucky, Pennsylvania, Sienna, Torino</i>			
<b>FIELDSTONE</b>	Flats	12 sq. ft	\$ 126.00
	Corners	8 lin. ft.	\$ 117.00
<i>Standard Colors: Natural Blend, Pennsylvania, Prestige, Sagewood, Sienna, Quail Grey</i>			
<b>LEDGESTONE</b>	Flats	13 sq. ft	\$ 135.00
	Corners	8 lin. ft.	\$ 117.00
<i>Standard Colors: Autumn Blend, Charcoal, Columbus Blend, Cypress, Elkwood, Great Lakes, Kentucky Blend, Ohio Tan, Pennsylvania</i>			
<b>LIMESTONE</b>	Flats	12.5 sq. ft	\$ 130.00
	Corners	8 lin. ft.	\$ 117.00
<i>Standard Colors: Autumn Blend, Charcoal, Columbus Blend, Great Lakes, Elkwood, Kentucky, Ohio Tan, Pennsylvania</i>			
<b>STACK LEDGE</b>	Flats	13 sq. ft	\$ 135.00
	Corners	8 lin. ft.	\$ 117.00
<i>Standard Color: Elkwood, Natural Blend, Sienna, Winter Point</i>			
<b>TUSCAN RIDGE</b>	Flats	10 sq. ft	\$ 105.00
	Corners	8 lin. ft.	\$ 117.00
<i>Standard Colors: Ashen, Cypress, Elkwood, Natural Blend, Pennsylvania, Prestige, Quail Gray, Sagewood, Sienna, Tan, Torino, Winter Point</i>			
<b>WEATHER LEDGE</b>	Flats	11.50 sq. ft	\$ 108.86
	Corners	8 lin. ft.	\$ 106.80
<b>WATERTABLE SILLS</b>		23.5" x 3" x 2"	\$ 27.50

## Accessories

StoneCraft accessories are designed to provide the finishing touch to any stone veneer application. Developed specifically to work in concert with any of our profile colors, each accessory is offered in four versatile colors – espresso, grey, cream and caramel.



For true color accuracy we recommend obtaining a sample at your local authorized StoneCraft distributor.

Description	Box/Qty.	List Each
Hearthstones	20 Crate	\$ 40.00
Wainscot Sills	18 pcs.	\$ 15.50
RockFace Sills	18 pcs.	\$ 14.50
Trim Stones	24	\$ 9.00
Keystones	16	\$ 40.70
Light Boxes	16	\$ 35.50
Receptacle Boxes	24	\$ 35.50



# 2024 Pro Via Stone Pricing

Texture/Color	Unit of Sale	Box Per Pallet	Weight Box/Pc	Weight Per Pallet	Sqft/Lft Per Box	Price Per Box	Price Per Sft/Lft
<i>Colors: Silverlake</i>							
<b>CHISEL CUT</b> (Enhanced Color)							
Carton Flat	Carton	20	103	2110	10.00	\$ 95.50	\$ 9.55
Carton Corner	Carton	24	75	1850	6.00	\$ 78.75	\$ 13.13
<i>Colors: Brindle, Cascade, Laurelwood, Olympus, Sterling, Wellington</i>							
<b>CHISEL CUT</b> (Standard Color)							
Carton Flat	Carton	20	103	2110	10.00	\$ 80.50	\$ 8.05
Carton Corner	Carton	24	75	1850	6.00	\$ 78.75	\$ 11.70
<i>Colors: Catawaba, Colorado, Erie, Huron, Lakepointe, Ottawa, Phoenix, Seneca, Shawnee, Whisperwood</i>							
<b>DRystack</b>							
Carton Flat	Carton	20	123	2510	12.50	\$ 95.50	\$ 7.64
Carton Corner	Carton	24	72	1778	6.00	\$ 60.25	\$ 10.05
<i>Colors: Obsidian, Polar, Tundra</i>							
<b>EDGE CUT</b> (Enhanced Color)							
Carton Flat	Carton	20	98	2010	10.00	\$ 95.50	\$ 9.55
Carton Corner	Carton	24	80	1970	6.00	\$ 78.75	\$ 13.13
<i>Colors: Admiral, Beech</i>							
<b>EDGE CUT</b> (Standard Color)							
Carton Flat	Carton	20	98	2010	10.00	\$ 80.50	\$ 8.05
Carton Corner	Carton	24	80	1970	6.00	\$ 64.50	\$ 11.70
<i>Colors: Old Dominion, Pennsylvania, Shenandoah, Strathmore, Top Rock</i>							
<b>FIELDSTONE</b>							
Carton Flat	Carton	24	92	2258	10.00	\$ 75.75	\$ 7.58
Carton Corner	Carton	24	65	1610	6.00	\$ 60.50	\$ 10.09
<i>Colors: Mystic</i>							
<b>LEDGESTONE</b> (Enhanced Color)							
Carton Flat	Carton	24	90	2210	10.00	\$ 90.50	\$ 9.05
Carton Corner	Carton	24	70	1730	6.00	\$ 70.50	\$ 11.75
<i>Colors: Brighton, Canyon, Osage, Oxford, Ozark, Prescott, Rushmore, Saginaw, Santee, Southbriar, Susquehanna</i>							
<b>LEDGESTONE</b> (Standard Color)							
Carton Flat	Carton	24	90	2210	10.00	\$ 75.75	\$ 7.58
Carton Corner	Carton	24	70	1730	6.00	\$ 60.50	\$ 10.09
<i>Colors: Harbor</i>							
<b>LIMESTONE</b> (Enhanced Color)							
Carton Flat	Carton	24	94	2306	10.00	\$ 90.50	\$ 9.05
Carton Corner	Carton	24	80	1970	6.00	\$ 70.50	\$ 11.75
<i>Colors: Allegheny, Amherst, Blue Ridge, Buckingham, Buff, Nantucket, Ohio Vintage, Sandusky Shore</i>							
<b>LIMESTONE</b> (Standard Color)							
Carton Flat	Carton	24	94	2306	10.00	\$ 75.75	\$ 7.58
Carton Corner	Carton	24	80	1970	6.00	\$ 60.50	\$ 10.09
<i>Colors: Ashworth, Fernwood, Seaboard, Woodbridge</i>							
<b>NATURAL CUT</b>							
Carton Flat	Carton	20	130	2650	10.00	\$ 85.00	\$ 8.50
Carton Corner	Carton	24	85	2090	6.00	\$ 67.50	\$ 11.25
<i>Colors: Alpine, Arctic, Onyx</i>							
<b>PRECISION FIT</b> (Enhanced color)							
Carton Flat	Carton	45	52	2390	5.00	\$ 48.50	\$ 9.70
Carton Corner	Carton	24	75	1850	6.00	\$ 75.50	\$ 12.58

# 2024 Pro Via Stone Pricing

Texture/Color	Unit of Sale	Box Per Pallet	Weight Box/Pc	Weight Per Pallet	Sqft/Lft Per Box	Price Per Box	Price Per Sft/Lft
<i>Colors: Adobe Sands, Driftwood, Sage Grey</i>							
<b>PRECISION FIT</b> (Standard Color)							
Carton Flat	Carton	45	52	2390	5.00	\$ 40.50	\$ 8.10
Carton Corner	Carton	24	75	1850	6.00	\$ 70.20	\$ 11.70
<i>Colors: Denali</i>							
<b>RIDGE CUT</b> (Premium Enhanced Color)							
Carton Flat	Carton	20	87	1790	10.00	\$ 117.50	\$ 11.75
Carton Corner	Carton	24	75	1850	6.00	\$ 73.50	\$ 15.58
<i>Colors: Silverton</i>							
<b>RIDGE CUT</b> (Enhanced Color)							
Carton Flat	Carton	20	87	1790	10.00	\$ 98.91	\$ 9.89
Carton Corner	Carton	24	75	1850	6.00	\$ 77.83	\$ 12.97
<i>Colors: Yosemite, Castlerock</i>							
<b>RIDGE CUT</b> (Standard Color)							
Carton Flat	Carton	20	87	1790	10.00	\$ 82.17	\$ 8.22
Carton Corner	Carton	24	75	1850	6.00	\$ 64.05	\$ 10.67
<i>Colors: Michigan, Mountain</i>							
<b>RIVER ROCK</b>							
Carton Flat	Carton	24	111	2714	10.00	\$ 74.58	\$ 7.46
Carton Corner	Carton	24	65	1610	6.00	\$ 59.10	\$ 9.85
<i>Colors: Niagara</i>							
<b>TERRA CUT</b> (Premium Enhanced Color)							
Carton Flat	Carton	24	92	2258	10.00	\$ 113.42	\$ 11.34
Carton Corner	Carton	24	70	1730	6.00	\$ 90.83	\$ 15.14
<i>Colors: Frost, Rainier</i>							
<b>TERRA CUT</b> (Enhanced Color)							
Carton Flat	Carton	24	92	2258	10.00	\$ 94.66	\$ 9.47
Carton Corner	Carton	24	70	1730	6.00	\$ 75.42	\$ 12.57
<i>Colors: Flintridge, Russet, Slate, Summit</i>							
<b>TERRA CUT</b> (Standard Color)							
Carton Flat	Carton	24	92	2258	10.00	\$ 79.50	\$ 7.95
Carton Corner	Carton	24	70	1730	6.00	\$ 64.50	\$ 10.75
<i>Colors: Boston, Cobblestone, Delaware &amp; Midnight</i>							
<b>THIN BRICK</b>							
Carton Flat	Carton	45	50	2250	9.00	\$ 97.20	\$10.80
Carton Corner	Carton	24	68	1360	10.00	\$ 148.30	\$14.83
<i>Colors: Brown, Buff, Grey, Ivory, Natural</i>							
<b>COLUMN CAPS</b>							
31"x 31"x 2.875"	Each	8 pc/pit	175 lbs ea	1400 lbs ea		\$ 300.00	
22"x 22"x 2.875"	Each	8 pc/pit	100 lbs ea	800 lbs ea		\$ 170.00	
14"x 14" x2.875"	Each	8 pc/pit	35 lbs ea	280 lbs ea		\$ 115.00	
<i>Colors: Brown, Buff, Grey, Ivory, Natural</i>							
<b>HEARTHSTONES</b>							
19.5"x 19.5"x 2"	Each	36 pc/pit	40 lbs ea	1615 lbs ea		\$ 35.75	
Half Hearthstone 12"x 20"x 2"	Each	54 pc/pit	27 lbs ea	1508 lbs ea		\$ 35.75	
<i>Colors: White</i>							
<b>HEARTHSTONES</b>							
19.5"x 19.5"x 2"	Each	36 pc/pit	40 lbs ea	1615 lbs ea		\$ 39.50	
Half Hearthstone 12"x 20"x 2"	Each	54 pc/pit	27 lbs ea	1508 lbs ea		\$ 34.50	
<i>Colors: Brown, Buff, Grey, Ivory, Natural</i>							
<b>KEY STONES</b>							
11.75" & 7"x 11"x 2" 6pcs./ctn	Each	72 pc/pit	12 lbs ea	72 lbs ea		\$ 26.50	
8.75" & 6"x 8"x 2" 18pcs./ctn	Each	108 pc/pit	6 lbs ea	108 lbs ea		\$ 19.80	



# Pangaea Natural Stone Inc.

## 2022 PIRICE GUIDE

Texture/Color	Coverage Tight Fitted	Coverage 1/2" Joint	Weight per Box	Price Sft Tight Fitted	Price Sft 1/2 Joint	Price Per Box
<i>Colors: Sierra Ridge, Lancaster</i>						

### ROMAN CASTLE

From the old world to the new world, this weathered European style stone combines yesterday's elegance with today's sophistication. Roman Castle from Pangaea® Natural Stone features both a natural weathered and split face with a weathered edge. *Stone Sizes: Length: 4" - 18" Height: 4" - 12" Thickness: 3/4" - 1 1/8"*

		<u>W/Joint</u>			<u>W/Joint</u>	
Crate Flat	200 sf	225 sf	2,425 lbs	\$ 17.49	\$ 15.55	\$ 3,499.00
Small Crate Corner	50 lf	54 lf	660 lbs	\$ 31.10	\$ 28.80	\$ 1,555.00
Rockpak Flat	10 sf	10 sf	130 lbs	\$ 20.40	\$ 20.40	\$ 204.00
Rockpak Corner	10 lf	10 lf	112 lbs	\$ 34.00	\$ 34.00	\$ 340.00

*Colors: Cambrian, Copper Canyon, Grigio, Lancaster, Sierra Ridge, Tuscan, West Coast*

### FIELDSTONE

Fieldstone from Pangaea® Natural Stone is a timeless favorite from centuries old masonry. A classic enduring style that is as relevant today as it was centuries ago. Fieldstone features a natural split face with a weathered edge. *Stone sizes: Range: 1/2 ft2 - 1 1/2 ft2 Thickness: 3/4" - 1-1/4"*

Crate Flat	N/A	200 sf	2,315 lbs	N/A	\$ 14.58	\$ 2,916.00
Small Crate Corner	N/A	50 lf	660 lbs	N/A	\$ 28.18	\$ 1,409.00
Rockpak Flat	N/A	10 sf	118 lbs	N/A	\$ 17.49	\$ 174.96
Rockpak Corner	N/A	10 lf	96 lbs	N/A	\$ 31.10	\$ 311.04

*Colors: Ash, Bucktown, Diamond River, Klondike, Oxford, Providence, Saddleback*

### 3 COURSE ASHLAR

3 Course Ashlar is an ultra modern yet timeless natural stone.. This stone straddles the line where classic and traditional, meets modern and contemporary. Featuring a tumbled face and weathered edges\*, 3 Course Ashlar gives a soft yet refined appearance. This stone is ideal for any commercial or residential project.

\* Klondike features natural face and split edges. *Stone Size: Length: 5"-18" Height: 2 1/4", 5", 7 3/4" Thickness: 3/4" - 1 3/8"*

Crate Flat	N/A	200 sf	2,524 lbs	N/A	\$ 15.55	\$ 3,499.00
Small Crate Corner	N/A	50 lf	712 lbs	N/A	\$ 28.80	\$ 1,555.00
Rockpak Flat	N/A	10 sf	118 lbs	N/A	\$ 20.40	\$ 204.00
Rockpak Corner	N/A	10 lf	96 lbs	N/A	\$ 34.00	\$ 340.00

*Colors: Azul, Black Rundle, Bucktown, Cambrian, Copper Canyon, Grigio, Lancaster, Providence, Tuscan, West Coast*

### LEDGESTONE

Ledgestone is a classic yet modern natural stone, perfect for any interior or exterior application. Ledgestone features a natural weathered face, split face and hewn surface finishes. It's definitely a popular choice for both residential and commercial projects. *Stone Sizes: Length: 6" - 18" Height: 2" - 4" (Black Rundle 2" - 5") Thickness: 3/4" - 1 3/8"*

		<u>W/Joint</u>			<u>W/Joint</u>	
Crate Flat	220 sf	262 sf	2,315 lbs	\$ 13.25	\$ 11.12	\$ 2,916.00
Small Crate Corner	50 lf	58 lf	660 lbs	\$ 28.18	\$ 24.29	\$ 1,409.00
Rockpak Flat	10 sf	11.75 sf	115 lbs	\$ 17.49	\$ 14.89	\$ 174.96
Rockpak Corner	10 lf	11.5 lf	112 lbs	\$ 31.10	\$ 27.01	\$ 311.04

*Colors: West Coast*

### MICROLEEDGE

Microledge is Pangaea® Natural Stone's signature stone. It is distinctively one-of-a-kind! Its unique personality can suit your rustic cabin or contemporary penthouse. Featuring lineal surfaces with natural weathered face, split face, and hewn surface finishes. including West Coast Microledge as part of your homes interior or exterior is sure to get people talking. *Stone Sizes: Length: 6" - 12" Height: 1" - 2" Thickness: 1" - 1 1/2"*

Crate Flat	100 sf	N/A	900 lbs	\$ 17.49	N/A	\$ 1,749.00
Crate Corner	55 lf	N/A	765 lbs	\$ 31.10	N/A	\$ 1,710.00
Rockpak Flat	10 sf	N/A	122 lbs	\$ 20.40	N/A	\$ 204.00
Rockpak Corner	10 lf	N/A	124 lbs	\$ 34.00	N/A	\$ 340.00

# Pangaea Natural Stone Inc.

## 2022 PIRICE GUIDE

Texture/Color	Coverage Tight Fitted	Coverage 1/2" Joint	Weight per Box	Price Sft Tight Fitted	Price Sft 1/2 Joint	Price Per Box
<i>Colors: Armory, Bucktown, Coyote, Lancaster, Mesa, New England, Providence, Thunder Ridge, Wolverine</i>						
<b>QUARRY LEDGE</b>						
Quarry Ledge features unique distinct shapes of random Ashlar and Europe styled rough tooled masonry. The ancients used this style of stone to construct long lasting structures, and now you can continue this tradition today. <i>Stone Sizes: Length: 6" - 18" Height: 2" - 6" Thickness: 3/4" - 1 3/8"</i>						
		<b>W/JOINT</b>			<b>W/JOINT</b>	
Crate Flat	200 sf	240 sf	2,425 lbs	\$ 14.58	\$ 12.15	\$ 2916.00
Small Crate Corner	50 lf	53 lf	683 lbs	\$ 28.18	\$ 26.59	\$ 1,409.00
Rockpak Flat	10 sf	12 sf	120 lbs	\$ 17.49	\$ 14.58	\$ 174.96
Rockpak Corner	10 lf	11 lf	119 lbs	\$ 31.10	\$ 28.28	\$ 311.04
<i>Colors: Black Rundle, Bucktown, Cambrian, Copper Canyon, Lancaster, Providence, West Coast</i>						
<b>CASTLESTONE</b>						
Castlestone is a versatile natural stone with a timeless style. Whether you are looking to recreate the look of an 18th century chateau or design a modern architectural marvel, this timeless style can transform your residential or commercial project into something from yesterday or today. Castlestone features a combination of natural weathered and split faces with a natural ledge finish. <i>Stone Sizes: Length: 4" - 18" Height: 4" - 12" Thickness: 3/4" - 1 3/8"</i>						
		<b>W/JOINT</b>			<b>W/JOINT</b>	
Crate Flat	200 sf	225 sf	2,425 lbs	\$ 17.49	\$ 15.55	\$ 3,499.00
Small Crate Corner	50 lf	54 lf	473 lbs	\$ 31.10	\$ 28.80	\$ 1,555.00
Rockpak Flat	10 sf	12 sf	130 lbs	\$ 20.40	\$ 17.00	\$ 204.00
Rockpak Corner	10 lf	11 lf	112 lbs	\$ 34.00	\$ 30.10	\$ 340.00
Texture/Color	Color	Unit of Sale	Price			
<b>ROCKFACED 18" WATERTABLE / SIL</b>	Black Rundle	Crate (256 pcs)	\$ 8370.00			
	West Coast	Each	\$ 32.70			
<b>ROCKFACED 34" WATERTABLE / SIL</b>	Cambrian	Crate (144 pcs)	\$ 6928.00			
	Tuscan	Each	\$ 48.00			

## Glacier Stone

Color	Profile	Cvg./Ctn.	Unit	Price
<b>BITTERROOT LEDGE</b>	Flats	100 sq. ft.	Bulk	\$ 2,169.00
	Corners	65 lin. ft.		\$ 2,408.00
<b>CANYON CREEK LEDGE</b>	Flats	100 sq. ft.	Bulk	\$ 2,169.00
	Corners	65 lin. ft.		\$ 2,408.00
<b>GLACIER MOUNTAIN LEDGE</b>	Flats	100 sq. ft.	Bulk	\$ 2,169.00
	Corners	65 lin. ft.		\$ 2,408.00
<b>LOON LAKE LEDGE</b>	Flats	100 sq. ft.	Bulk	\$ 2,169.00
	Corners	65 lin. ft.		\$ 2,408.00
<b>TIMBER RIDGE LEDGE</b>	Flats	100 sq. ft.	Bulk	\$ 2,169.00
	Corners	65 lin. ft.		\$ 2,408.00
<b>FALLS CREEK LEDGE</b>	Flats	100 sq. ft.	Bulk	\$ 2,169.00
	Corners	65 lin. ft.		\$ 2,408.00
<b>BIGHORN LEDGE</b>	Flats	100 sq. ft.	Bulk	\$ 2,169.00
	Corners	65 lin. ft.		\$ 2,408.00

## SEVILLE CASTLE ROCK

8 sq. ft - \$170.95  
 6 lf - \$180.95  
 100 sq ft - \$1,920.75  
 60 lf - \$1,525.00

- Call for availability and lead time on all orders
- Shipping fee of \$150.00-\$250.00 +/- on all orders...or can wait for longer lead time for distributor to bring in

Stone Nips .....\$40.00 each  
 CSC-4 Mortar.....\$16.00 each  
 Grout Bags.....\$6.50 each  
 Wire Lath 27" x 96" (18 sq. ft. Coverage) .....\$17.00 each  
 Micore 1/2" x 4' x 8' .....\$55.00 each

## Aura Natural Sills

36" Long w/10 degree	\$35.00 per pc.
Angle cut and Drop Ledge	\$11.66 per ft.

# Environmental Stone Works

	Units Per Pallet	Weight Per Unit	Weight Per Pallet	Coverage Per Unit	Dealer Pricing		Units Per Pallet	Weight Per Unit	Weight Per Pallet	Coverage Per Unit	Dealer Pricing	
					Price Per Unit	Price Per SFT/LFT					Price Per Unit	Price Per SFT/LFT
<b>TEXTURE/COLOR</b>												
<b>CASTLE ROCK</b>												
<i>Colors: Black, Bucks County, Buff, Flint Ridge, Sandstone, Slate, &amp; Walnut</i>												
Big Box Flat	1	10/lb	1555/lb	150.00	\$1498.00	\$9.98						
Carton Flat	20	90/lb	1800/lb	10.00	\$102	\$10.20						
Carton Corner	20	85/lb	1700/lb	8.00	\$104	\$13						
<b>COUNTRY SQUIRE</b>												
<i>Colors: Appalachian, Black Rundle, Chilton, Fond Du Lac, San Francisco, Smoke, Sonoma Valley, Wild Hickory, Winona</i>												
Big Box Flat	1	9/lb	1550/lb	170.00	\$1696.00	\$9.98						
Carton Flat	20	90/lb	1800/lb	10.00	\$102	\$10.20						
Carton Corner	20	85/lb	1700/lb	8.00	\$104	\$13						
<b>FIELDSTONE</b>												
<i>Colors: Arrowhead, Harvest, Northland</i>												
Big Box Flat	1	9/lb	1265/lb	150.00	\$1498.00	\$9.98						
Carton Flat	20	84/lb	1680/lb	10.00	\$102	\$10.20						
Carton Corner	20	70/lb	1400/lb	8.00	\$104	\$13						
<b>HACKETT</b>												
<i>Colors: Black Oak, Bucks County, Elk Horn, Ozark Blend, Sonoma Valley, Stone Mountain, Walnut</i>												
Big Box Flat	1	11/lb	1600/lb	150.00	\$1498.00	\$9.98						
Carton Flat	20	107/lb	2140/lb	10.00	\$102	\$10.20						
Carton Corner	20	95/lb	1900/lb	8.00	\$104	\$13						
<b>LEDGESTONE</b>												
<i>Colors: Andes Summit, Black Oak, Bucks County, Kodiak, Smokey Mountain, Sonoma Valley</i>												
Big Box Flat	1	11/lb	1370/lb	100.00	\$1498.00	\$9.98						
Carton Flat	20	90/lb	1800/lb	9.00	\$102	\$10.20						
Carton Corner	20	75/lb	1500/lb	6.00	\$104	\$13						
<b>MOUNTAIN LEDGE PANEL</b>												
<i>Colors: Black Oak, Slate, &amp; Walnut</i>												
Big Box Flat	1	13/lb	1300/lb	100.00	\$998.00	\$9.98						
Carton Flat	20	125/lb	2500/lb	10.00	\$91.80	\$10.20						
Carton Corner	20	100/lb	2000/lb	6.00	\$78	\$13						
<b>PRAIRIE STONE</b>												
<i>Colors:</i>												
Big Box Flat	1	9/lb	1300/lb	150.00	\$998.00	\$9.98						
Carton Flat	20	85/lb	1700/lb	10.00	\$102	\$10.20						
Carton Corner	20	65/lb	1300/lb	8.00	\$78	\$13						
<b>PRO-STACK LITE</b>												
<i>Colors: Aspen Grove, Black, Black Creek, Black Rundle, Church Hill, Chardonnay, Gray Rundle, Klondike, Kodiak, Platinum, Timbermoss, Walnut</i>												
Big Box Flat	1	11/lb	1660/lb	150.00	\$1498.00	\$9.98						
Carton Flat	20	95/lb	1900/lb	10.00	\$102	\$10.20						
Carton Corner	20	90/lb	1800/lb	8.00	\$104	\$13						
<b>RUBBLE</b>												
<i>Colors: Aspen, Black Rundle, Bucks County, Chardonnay</i>												
Big Box Flat	1	9/lb	1300/lb	150.00	\$1498.00	\$9.99						
Carton Flat	20	85/lb	1700/lb	10.00	\$102	\$10.20						
Carton Corner	20	65/lb	1300/lb	8.00	\$104	\$13						
<b>RUSTIC LEDGESTONE</b>												
<i>Colors: Black Creek, Canyon, Smoke</i>												
Big Box Flat	1	11/lb	1230/lb	100.00	\$998.00	\$9.98						
Carton Flat	20	100/lb	2000/lb	8.00	\$81.60	\$10.20						
Carton Corner	20	80/lb	1600/lb	6.00	\$78	\$13						
<b>SHADOW LEDGE</b>												
<i>Colors: Black Rundle, Bucks County, Elk Horn, Northern Peak, Slate, Smokey Mountain, Sonoma Valley, Walnut</i>												
Carton Flat	20	100/lb	2000/lb	10.00	\$102	\$10.20						
Carton Corner	20	100/lb	2000/lb	8.00	\$104	\$13						
<b>SPLITFACE</b>												
<i>Colors: Arrowhead, Great Lakes, Harvest Blend, Northland</i>												
Big Box Flat	1	9/lb	1300/lb	150.00	\$1498.00	\$9.98						
Carton Flat	20	85/lb	1700/lb	10.00	\$102	\$10.20						
Carton Corner	20	70/lb	1400/lb	8.00	\$104	\$13						
<b>TUSCAN LEDGE</b>												
<i>Colors: Absaroka, Andes Summit, Aspen, Black Creek, Black Rundle, Bucks County, Carmel, Chardonnay, Echo Ridge, Latana, Walnut</i>												
Big Box Flat	1	11/lb	1690/lb	170.00	\$1696.00	\$9.98						
Carton Flat	20	90/lb	2000/lb	10.00	\$102	\$10.20						
Carton Corner	20	75/lb	2000/lb	8.00	\$104	\$13						
<b>WEATHEREDGE</b>												
<i>Colors: Mississippi Bluff, St. Croix Grey, Wild Hickory, Wisconsin Blend</i>												
Big Box Flat	1	10/lb	1425/lb	140.00	\$1397.00	\$9.98						
Carton Flat	20	95/lb	1900/lb	10.00	\$102	\$10.20						
Carton Corner	20	75/lb	1500/lb	8.00	\$104	\$13						



# Natural Stone & Thin Brick Veneer



Product Name A-F	Price Flats 8 Sq. Ft.	Price Corner 8 Lin. Ft.	Product Name F-S	Price Flats 8 Sq. Ft.	Price Corner 8 Lin. Ft.
Aged Parchment Tailored Blend	\$225.34	\$300.25	Fond du Lac Tailored Blend 10.5"	\$ 160.40	\$ 222.40
Antique Black Castle Rock	\$190.18	\$270.42	Fond du Lac Tailored Blend 2.25"	\$ 209.00	\$ 258.40
Antique Bronze Country Castle Rock	\$ 216.21	\$ 291.13	Fond du Lac Tailored Blend 50% Rockfaced*	\$ 216.21	\$ 291.13
Antique Bronze Fieldstone	\$ 182.56	\$ 262.80	Fond du Lac Tailored Blend*	\$ 182.56	\$ 262.80
Antique Copper Country Castle Rock	\$ 216.21	\$ 291.13	Fond du Lac Tailored Fieldledge (NTV Only)	\$ 182.56	\$ 190.18
Antique Copper Fieldstone	\$ 182.56	\$ 262.80	Fond du Lac Tailored Ledgestone	\$ 178.40	\$ 181.00
Aqua Terra Webwall	\$ 142.85	\$ 210.77	Fond du Lac Webwall	\$ 135.24	\$ 203.15
Autumn Siena	\$ 182.56	\$ 262.80	Full Color Castle Rock	\$ 160.89	\$ 238.48
Barnwood Blue Ashlar	\$ 183.74	\$ 259.68	Ginger Sands Castle Rock	\$191.69	\$271.95
Barnwood Blue Castle Rock	\$ 190.18	\$ 270.42	Glacier River Rock	\$ 178.40	\$ 233.20
Barnwood Blue Ledgestone	\$ 190.18	\$ 270.42	Granite Cobbles	\$ 182.56	\$ 262.80
Barnwood Blue Siena	\$ 142.85	\$ 210.77	Gray Tailored Ledgestone	\$ 178.40	\$ 181.00
Barnwood Blue Tailored Fieldledge (NTV Only)	\$ 223.82	\$ 298.74	Highland Gray Ashlar	\$190.18	\$270.42
Barnwood Blue Webwall	\$ 142.85	\$ 210.77	Highland Gray Castle Rock	\$190.18	\$270.42
Black Frost Ashlar	\$ 190.18	\$ 270.42	Highland Gray Ledgestone	\$190.18	\$270.42
Black Frost Castle Rock	\$ 190.18	\$ 270.42	Highland Gray Sienna	\$142.85	\$210.77
Black Frost Ledgestone	\$ 190.18	\$ 270.42	Highland Gray Tailored Fieldledge (NTV Only)	\$223.82	\$231.44
Black Frost Siena	\$ 142.85	\$ 210.77	Highland Gray Webwall	\$150.47	\$203.15
Black Frost Tailored Fieldledge (NTV Only)	\$ 223.82	\$231.44	Highland Scotch Ashlar	\$ 190.18	\$ 270.42
Black Frost Webwall	\$ 142.85	\$ 210.77	Highland Scotch Castle Rock	\$ 190.18	\$ 270.42
Blue Ridge River Rock	\$ 160.89	\$ 238.48	Highland Scotch Ledgestone	\$ 190.18	\$ 270.42
Brushed Steel Webwall	\$ 142.85	\$ 210.77	Highland Scotch Sienna	\$ 142.85	\$ 210.77
Buff Gray Castle Rock	\$ 160.89	\$ 238.48	Highland Scotch Tailored Fieldledge (NTV Only)	\$ 223.82	\$ 231.44
Buff Gray Tailored Blend	\$ 216.21	\$ 291.13	Highland Scotch Webwall	\$ 142.85	\$ 210.77
Byron River Rock	\$ 160.89	\$ 238.48	Indiana Dimensional	\$ 182.56	\$ 262.80
Cabin Creek River Rock	\$ 182.56	\$ 262.80	Jute Cloth Castle Rock	\$170.03	\$247.62
Charcoal Country Squire	\$ 160.89	\$ 238.48	Jute Cloth Country Squire	\$144.38	\$212.30
Charcoal Tailored Ledgestone	\$ 178.40	\$ 181.00	Jute Cloth Tailored Blend	\$191.69	\$271.95
Chilton Cambrian Blend	\$ 160.89	\$ 238.44	Jute Cloth Sienna	\$144.38	\$212.30
Chilton Colonial Pavers	\$ 209.00	\$ 258.40	Jute Cloth Webwall	\$144.38	\$212.30
Chilton Country Squire	\$ 135.24	\$ 203.15	Kohler Heritage Blend	\$160.89	\$238.48
Chilton Country Squire Jumpers	\$ 160.89	\$ 238.48	Midnight Castle Rock	\$ 182.56	\$ 262.80
Chilton Custom Country Blend	\$ 160.89	\$ 238.48	Midnight Country Squire	\$ 160.89	\$ 238.48
Chilton Heritage Blend	\$ 135.24	\$ 203.15	Mill Creek Castle Rock	\$ 178.40	\$ 233.20
Chilton Kensington Blend	\$ 135.24	\$ 203.15	Mill Creek Colonial Blend	\$ 160.89	\$ 238.48
Chilton Ledgestone	\$ 160.89	\$ 238.48	Mill Creek Country Squire	\$ 160.40	\$ 222.40
Chilton Patterned Flagstone	\$ 171.73		Mill Creek Kensington Blend	\$ 160.89	\$ 238.48
Chilton Rustic	\$ 182.56	\$ 262.80	Mill Creek Sienna	\$ 135.24	\$ 203.15
Chilton Rustic Ledgestone	\$ 216.21	\$ 291.13	Mill Creek Tailored Blend*	\$ 216.21	\$ 291.13
Chilton Rustic No Red	\$ 182.56	\$ 262.80	Mill Creek Tailored Ledgestone	\$ 178.40	\$ 181.00
Chilton Sedona Rustic	\$ 182.56	\$ 262.80	Mill Creek Webwall	\$ 135.24	\$ 203.15
Chilton Shabby-Chic	\$ 216.21	\$ 291.13	Misty Grunge Tailored Blend	\$ 191.69	\$ 271.95
Chilton Tailored Blend 50% Rockfaced*	\$ 216.21	\$ 291.13	Oiled Nubuck Castle Rock	\$191.69	\$271.95
Chilton Tailored Blend*	\$ 182.56	\$ 262.80	Oiled Nubuck Fieldstone	\$170.03	\$247.62
Chilton Tailored Fieldledge (NTV Only)	\$ 182.56	\$ 190.18	Oiled Nubuck Sienna	\$170.03	\$247.62
Chilton Tailored Ledgestone	\$ 178.40	\$ 181.00	Ozark Fieldstone	\$ 182.56	\$ 262.80
Chilton Webwall	\$ 135.24	\$ 203.15	Shady Oak	\$ 178.40	\$ 233.20
Cinnamon Bark Ledgestone ** (Call for full veneer price)	\$ 160.89	\$ 238.48	Shady Oak Castle Rock	\$182.56	\$262.80
Colonial Gray River Rock	\$ 182.56	\$ 262.80	Silver Patina Ashlar	\$ 190.18	\$ 270.42
Cream City River Rock	\$ 182.56	\$ 262.80	Silver Patina Castle Rock	\$ 168.50	\$ 246.09
Door County Cobbles	\$ 135.24	\$ 203.15	Silver Patina Ledgestone	\$ 190.18	\$ 270.42
Earth Wood Tailored Ledgestone (NTV Only)	\$ 160.89	\$ 168.50	Silver Patina Sienna	\$ 142.85	\$ 210.77
Fond du Lac Cambrian Blend	\$ 160.89	\$ 238.48	Silver Patina Webwall	\$ 142.85	\$ 210.77
Fond du Lac Castle Rock	\$ 160.89	\$ 238.48	Silverdale Tailored Blend	\$ 191.69	\$ 271.95
Fond du Lac Colonial Pavers	\$ 209.00	\$ 258.40	Silverdale Country Squire	\$ 170.03	\$ 247.62
Fond du Lac Country Squire	\$ 135.24	\$ 203.15	Silverdale Sienna	\$ 144.38	\$ 212.30
Fond du Lac Country Squire Jumpers	\$ 160.89	\$ 238.48	Spalted Oak Ashlar	\$ 190.18	\$ 270.42
Fond du Lac Custom Country Blend	\$160.89	\$238.48	Spalted Oak Castle Rock	\$ 190.18	\$ 270.42
Fond du Lac Heritage Blend	\$ 135.24	\$ 203.15	Spalted Oak Ledgestone	\$ 190.18	\$ 270.42
Fond du Lac Kensington Blend	\$ 135.24	\$ 203.15	Spalted Oak Sienna	\$ 142.85	\$ 210.77
Fond du Lac Ledgestone	\$ 160.89	\$ 238.48	Spalted Oak Tailored Fieldledge (NTV Only)	\$ 223.82	\$ 231.44
Fond du Lac Patterned Flagstone	\$166.41		Spalted Oak Webwall	\$ 142.85	\$ 210.77
Fond du Lac Rustic	\$ 182.56	\$ 262.80	Split Granite Fieldstone	\$ 182.56	\$ 262.80
Fond du Lac Rustic Ledgestone	\$ 216.21	\$ 291.13	Stratford Cross	\$ 135.24	\$ 203.15
Fond du Lac Shabby-Chic	\$ 216.21	\$ 291.13	Stratford Cross Tailored Ledgestone	\$ 178.40	\$ 181.00

# Natural Stone Veneer



**Thin Veneer** Continued

Product Name T-W	Price Flats 8 Sq. Ft.	Price Corner 8 Lin. Ft.
Tamarack Fieldstone	\$ 182.56	\$ 262.80
Tamarack Sienna	\$ 216.21	\$ 291.13
Tennessee Splitface	\$ 216.21	\$ 291.13
Titanium Tailored Ledge (NTV Only)	\$ 160.89	\$ 168.50
Tobacco Fieldstone	\$ 178.40	\$ 233.20
Vintage Gold Tailored Ledge	\$ 160.89	\$ 168.50
Walnut Tailored Ledge	\$ 160.89	\$ 168.50
Whispering Pines Fieldstone	\$ 160.89	\$ 238.48
Whispering Pines Ledge	\$ 216.21	\$ 291.13
Whispering Pines Pioneer Blend	\$ 216.21	\$ 291.13
White Country Squire	\$ 160.89	\$ 238.48
White Marigold Tailored Blend	\$ 190.18	\$ 270.42

Realstone Collection Panels & Planks				
	Type	Cvg./Ctn.	Pcs	Box Price
GILDED FROST HONED	Flats	6 sq. ft.	6	\$ 118.80
	Corners	3 lin. ft. (6 sq. ft.)	6	\$ 151.20
NERO LEDGE	Flats	6 sq. ft.	6	\$172.80
	Corners	3 lin. ft. (6 sq. ft.)	6	\$ 205.20
NERO HONED	Flats	6 sq. ft.	6	\$ 151.20
	Corners	3 lin. ft. (6 sq. ft.)	6	\$ 205.20
WHITE BIRCH HONED	Flats	6 sq. ft.	6	\$ 162.00
	Corners	3 lin. ft. (6 sq. ft.)	6	\$ 194.40
LATTE HONED	Flats	6 sq. ft.	6	\$ 129.60
	Corners	3 lin. ft. (6 sq. ft.)	6	\$ 162.00
CARBON HONED PANEL	Flats	6 sq. ft.	6	\$ 129.60
	Corners	3 lin. ft. (6 sq. ft.)	6	\$ 162.00
CARBON HONED ACCENT PANEL	Flats	6 sq. ft.	6	\$ 129.60
	Corners	3 lin. ft. (6 sq. ft.)	6	\$ 162.00
PEWTER HONED PANEL	Flats	6 sq. ft.	6	\$ 162.00
	Corners	3 lin. ft. (6 sq. ft.)	6	\$ 194.40
WHITE BIRCH THIN HONED	Flats	6 sq. ft.	6	\$ 162.00
	Corners	3 lin. ft. (6 sq. ft.)	6	\$ 194.40
ALESIO SMOKEY BIRCH HONED	Flats	8 sq. ft.	8	\$ 162.00
	Corners	4 lin. ft. (8 sq. ft.)	8	\$ 194.40
ALESIO SMOKEY BIRCH LEDGE	Flats	6 sq.ft.	6	\$ 1162.00
	Corners	3 lin. ft. (6 sq. ft.)	6	\$ 194.40

Thinstone Panel				
	Type	Cvg./Ctn.	Pcs	Box Price
ARCTIC WHITE THIN	Flats	6 sq. ft.	6	151.20
	Corners	3 lin. ft. (6 sq. ft.)	6	183.60
	End Pieces	6 sq. ft.	6	199.80
MIDNIGHT SKY THIN	Flats	6 sq. ft.	6	151.20
	Corners	3 lin. ft. (6 sq. ft.)	6	183.60
	End Pieces	6 sq. ft.	6	199.80
SIERRA SHADOW THIN	Flats	6 sq. ft.	6	151.20
	Corners	3 lin. ft. (6 sq. ft.)	6	183.60
	End Pieces	6 sq. ft.	6	199.80

Estate Stone Series				
	Type	Cvg./Ctn.	Pcs	Box Price
BERKSHIRE BUFF	Flats	4 sq. ft.	4	\$ 122.40
	Corners	32" or 2.68 ft./box	4	\$ 144.00
BRISTOL BLACK	Flats	4 sq. ft.	4	\$ 122.40
	Corners	32" or 2.68 ft./box	4	\$ 144.00
GREYSTONE GOLD	Flats	4 sq. ft.	4	\$ 122.40
	Corners	32" or 2.68 ft./box	4	\$ 144.00
LATTE	Flats	4 sq. ft.	4	\$ 122.40
	Corners	32" or 2.68 ft./box	4	\$ 144.00
CARBON	Flats	4 sq. ft.	4	\$ 122.40
	Corners	32"	4	\$ 144.00
WHITE BIRCH	Flats	4 sq. ft.	4	\$ 122.40
	Corners	32"	4	\$ 144.00

Collection Series				
	Type	Cvg./Ctn.	Pcs	Box Price
SMOKY BIRCH DIMENSIONAL	Flats	4 sq. ft.	4	\$ 122.40
	Corners	2 ln. ft. or 4 sq. ft.	4	\$ 144.00

# Natural Stone Veneer

Ledgestone Panel				
	Type	Cvg./Ctn.	Pcs	Box Price
GILDED FROST LEDGE	Panels	6 sq. ft.	6	\$118.80
	Corners	3.1 in.	6	\$151.20
PEARL GRAY LEDGESTONE	Panels	5 sq. ft.	5	\$128.25
	Corners	2.5 lin. ft.	6	\$153.00
MOUNTAIN RUST LEDGE	Flats	5 sq. ft.	5	\$ 117.00
	Corners	2.5 (5 sq. ft.)	5	\$ 144.00
	End Pieces	5 sq. ft.	5	\$ 144.00
ALESIO CREME LEDGE	Flats	6 sq. ft.	6	\$ 164.70
	Corners	3 lin. ft. (6 sq. ft.)	6	\$ 194.40
PEWTER LEDGESTONE	Flats	6 sq. ft.	6	\$ 172.80
	Corners	3 lin. ft. (6 sq. ft.)	6	\$ 205.20
LATTE LEDGE	Flats	6 sq. ft.	6	\$ 129.60
	Corners	3 lin. ft. (6 sq. ft.)	6	\$ 162.00
	End Pieces	6 sq. ft.	6	\$ 162.00
CARBON LEDGE	Flats	6 sq. ft.	6	\$ 129.60
	Corners	3 lin. ft. (6 sq. ft.)	6	\$ 162.00
BERKSHIRE BUFF LEDGESTONE	Flats	5 sq. ft.	5	\$ 135.00
	Corners	5 or 2.5 ft/box	5	\$ 162.00
SMOKEY BIRCH LEDGESTONE	Flats	6 sq. ft.	6	\$162.00
	Corners	32 lin. ft.	6	\$194.40
	End Pieces	6 sq. ft.	6	\$194.40
WHITE BIRCH LEDGESTONE	Flats	6 sq. ft.	6	\$ 172.80
	Corners	3 lin. ft. (6 sq. ft.)	6	\$ 205.20
	End Pieces	6 sq. ft.	6	\$ 205.20
CITY CREME LEDGESTONE	Flats	6 sq. ft.	6	\$128.25
	Corners	3	6	\$153.00

Accentstone Panel				
	Type	Cvg./Ctn.	Pcs	Box Price
LATTE ACCENT	Flats	6 sq. ft.	6	\$ 129.60
	Corners	3 lin. ft. (6 sq. ft.)	6	\$ 162.00
SIERRA ACCENT	Flats	6 sq. ft.	6	\$ 118.80
	Corners	3 lin. ft. (6 sq. ft.)	6	\$ 151.20
	End Pieces	6 sq. ft.	6	\$ 151.20
TERRACOTTA ACCENT	Flats	6 sq. ft.	6	\$ 118.80
	Corners	3 lin. ft. (6 sq. ft.)	6	\$ 151.20
	End Pieces	6 sq. ft.	6	\$ 151.20

## Reclaimed Wood Panels

PRICING: Sold per piece or per box - \$39.60 per panel	
Material	Reclaimed wood from old fishing boats
Colors	Dark, Multi
Usage	Indoor
Dimensions	12"x24" • 1.90 per piece • 5lbs
Boxes per crate/ Pieces per box	21 / 10

Shadowstone Panel				
	Type	Cvg./Ctn.	Pcs	Box Price
SILVER ALABASTER SHADOW	Flats	6 sq. ft.	6	\$ 129.60
	Corners	3 lin. ft. (6 sq. ft.)	6	\$ 162.00
	End Pieces	6 sq. ft.	6	\$ 162.00
ARCTIC WHITE SHADOW	Flats	6 sq. ft.	6	\$ 108.00
	Corners	3 lin. ft. (6 sq. ft.)	6	\$ 140.40
NEW YORK BLUESTONE SHADOW	Flats	6 sq. ft.	6	\$ 108.00
	Corners	3 lin. ft. (6 sq. ft.)	6	\$ 140.40
	End Pieces	6 sq. ft.	6	\$ 140.40
CHARCOAL SHADOW	Flats	6 sq. ft.	6	\$ 108.00
	Corners	3 lin. ft. (6 sq. ft.)	6	\$ 140.40
CHISELED SILVER ALABASTER SHADOW	Flats	6 sq. ft.	6	\$ 129.60
	Corners	3 lin. ft. (6 sq. ft.)	6	\$ 162.00
	End Pieces	6 sq. ft.	6	\$ 162.00
MIDNIGHT SKY SHADOW	Flats	6 sq. ft.	6	\$ 118.80
	Corners	3 lin. ft. (6 sq. ft.)	6	\$ 151.20
	End Pieces	6 sq. ft.	6	\$ 151.20
SIERRA SHADOW	Flats	6 sq. ft.	6	\$ 108.00
	Corners	3 lin. ft. (6 sq. ft.)	6	\$ 140.40
	End Pieces	6 sq. ft.	6	\$ 140.40
TERRACOTTA SHADOW	Flats	6 sq. ft.	6	\$ 108.00
	Corners	3 lin. ft. (6 sq. ft.)	6	\$ 140.40
	End Pieces	6 sq. ft.	6	\$ 140.40
BERKSHIRE BUFF	Flats	6 sq. ft.	6	\$ 140.40
	Corners	3 lin. ft (6 sq. ft)	6	\$ 172.80
ARTIC GREY SHADOW	Flats	8 sq. ft.	6	\$ 153.90
	Corner	4 lin. ft. or 8 sq. ft.	6	\$ 183.60
GALAXY BLACK SHADOW	Flats	6 sq. ft.	6	\$ 108.00
	Corners	3 lin. ft. or 6 sq. ft.	6	\$ 140.40
BLACK LEATHERED SHADOW	Flats	6 sq. ft.	6	\$ 124.20
	Corners	3 lin. ft.	6	\$ 153.90
GREY TERRACOTTA SHADOW	Panels	6 sq. ft.	6	\$113.40
	Corners	3 lin. ft.	6	\$143.10
SIERRA SAND SHADOWSTONE	Panels	6 sq. ft.	6	\$124.00
	Corners	3 lin. ft.	6	\$153.90
SMOKE GREY FLAMED	Panels	6 sq. ft.	6	\$143.10
	Corners	3 lin. ft.	6	\$175.50
ARTIC WHITE FLAMED SHADOW	Flats	6 sq. ft.	6	\$ 132.30
	Corner	3 lin. ft..	6	\$ 164.70



# Natural Stone Veneer

## Architectural Hearths

Hearth Pieces	Size	Price Each
Carbon	20x20x1.3-1.6 (2.78SF)	\$ 87.75
Latte Honed Type B	20x20x1.3-1.6 (2.78SF)	\$ 98.55
Latte Honed Type C	20x20x1.3-1.6 (2.78SF)	\$ 98.55
Nero Honed Type B	20x20x1.3-1.6 (2.78SF)	\$ 136.35
Nero Honed Type C1	20x20x1.3-1.6 (2.78SF)	\$ 136.35
Nero Honed Type C2	20x20x1.3-1.6 (2.78SF)	\$ 136.35
Smokey Birch Honed Type B	20x20x1.3-1.6 (2.78SF)	\$ 109.35
Smokey Birch Honed Type C	20x20x1.3-1.6 (2.78SF)	\$ 109.35
White Birch Honed Hearth Type B	20x20x1.3-1.6 (2.78SF)	\$ 116.50
White Birch Honed Hearth Type C1	20x20x1.3-1.6 (2.78SF)	\$ 116.50
White Birch Honed Hearth Type C2	20x20x1.3-1.6 (2.78SF)	\$ 116.50
Pewter Type A	20x20x1.3-1.6 (2.78SF)	\$ 225.00

### Plank – 6" x 24" (10 pcs/box)

Mocha Honed	\$ 189.00/box
Nero Honed	\$ 252.00/box
White Birch Honed	\$ 252.00/box
Latte	\$ 189.00/box
Pewter	\$ 252.00/box
Alesio Creme	\$ 207.00/box
Smoky Beige	\$ 216.00/box
Berkshire Buff Honed (5pcs/Box)	\$ 166.50/box
Berkshire Buff Sandblasted (5pcs/Box)	\$ 162.00/box

### Plank – 12" x 24" (5 pcs/box)

Mocha Honed	\$ 184.50/box
Nero Honed	\$ 252.00/box
White Birch Honed	\$ 252.00/box
Latte	\$ 189.00/box
Pewter	\$ 252.00/box
Berkshire Plank Sandblasted (3pcs/box)	\$ 184.95/box
Berkshire Plank Honed (3pcs/Box)	\$ 202.50/box

## Portugal Collection

	Size	Price Per Box
Bristol Black Column Cap = 22" x 22" x 2"		\$166.95
Berkshire Buff Column Cap = 22" x 22" x 2"		\$165.15
Greystone Gold Column Cap = 22" x 22" x 2"		\$165.15
Bristol Black Hearth = 20" x 20" x 1.3-1.6"		\$125.55
Berkshire Buff Hearth = 20" x 20" x 1.3-1.6"		\$129.15
Greystone Gold Hearth = 20" x 20" x 1.3-1.6"		\$129.15

## Rockmount Ledger Panels

	Type	Cvg./Ctn.	Pcs	Box Price
ALASKA GREY	Flats	6 sq. ft.	6	\$ 80.10
	Corners	3 lin. ft.	6	\$ 110.50
ARCTIC WHITE	Flats	6 sq. ft.	6	\$ 85.00
	Corners	3 lin. ft.	6	\$ 110.50
ARCTIC GOLDEN	Flats	6 sq. ft.	6	\$ 85.30
	Corners	3 lin. ft.	6	\$ 110.50
COAL CANYON	Flats	6 sq. ft.	6	\$ 95.00
	Corners	3 lin. ft.	6	\$ 110.50
GOLDEN HONEY	Flats	6 sq. ft.	6	\$ 80.00
	Corners	3 lin. ft.	6	\$ 110.50
GOLDEN RUSH	Flats	6 sq. ft.t.	5	\$ 75.00
	Corners	3 lin. ft.	5	\$ 105.00
ROYAL WHITE	Flats	6 sq. ft.	6	\$100.00
	Corners	3 lin. ft.	6	\$110.50
SIERRA BLUE	Flats	4 sq. ft.	4	\$100.00
	Corners	4 lin. ft.	6	\$135.00
SILVER CANYON	Flats	6 sq. ft.	6	\$100.00
	Corners	2 sq. ft.	4	\$135.00
SILVER TRAVERLINE	Flats	6 sq. ft.	6	\$100.00
	Corners	4 sq. ft.	4	\$135.00
WHITE OAK 3D	Flats	6 sq. ft.	6	\$120.00
	Corners	3 sq. ft.	6	\$135.00

# Fire Rings & Accessories

## Decorative Glass

Choose from over 30 colors



## Steel Fire Rings

- 24" Fire Ring ..... \$55.00 each
- 36" Fire Ring ..... \$80.00 each
- 42" Fire Ring ..... \$90.00 each
- 48" Fire Ring ..... \$105.00 each
- 60" Fire Ring ..... \$170.00 each
- 72" Fire Ring ..... \$200.00 each

## THE ULTIMATE COOKING EXPERIENCE®



## Big Green Egg

> The Big Green Egg stands alone as the most versatile barbecue and outdoor cooking product on the market, with more capabilities than all other conventional cookers combined. From appetizers to entrees to desserts, the Big Green Egg will exceed all your expectations for culinary perfection ... and with seven convenient sizes to choose from, there is a Big Green Egg to fit any need and lifestyle!

**XXL** \$2,499.95

### XXLARGE

The Biggest Green Egg of them all, the unrivaled XXLarge can easily handle your family reunion or cookouts with large groups – and is more than large enough to satisfy restaurant and catering needs. You'll need to gather a crowd to tackle all of the ribs, steaks and burgers this EGG can handle ... all at once! You can even roast a suckling pig ... explore all the culinary possibilities with the new XXL!

- Grid Diameter: 29 in / 74 cm
- Cooking Area: 672 sq in / 4336 sq cm
- Weight: 424 lbs / 192 kgs

**XL** \$1,499.95

### XLARGE

The hardworking XLarge EGG provides a cooking area that can easily accommodate meals for large families and cookouts with all your friends – and you can efficiently prepare several meals over the coals at once. Ready to serve up twelve racks of ribs, twenty-four burgers or a couple of holiday turkeys with all the trimmings? No problem!

- Grid Diameter: 24 in / 61 cm
- Cooking Area: 452 sq in / 2919 sq cm
- Weight: 219 lbs / 99 kgs

**L** \$1099.95

### LARGE

The Large EGG is the most popular size and a favorite to handle the cooking needs of most families and gatherings of friends. Accommodates a complete array of EGGcessories for grilling, baking, roasting or smoking – and is versatile enough for weekend cookouts and pizza parties, large enough for eight steaks at once, and efficient enough for an impromptu meatloaf dinner for two!

- Grid Diameter: 18.25 in / 46 cm
- Cooking Area: F262 sq in / 1688 sq cm
- Weight: 162 lbs / 73 kgs

**M** \$799.95

### MEDIUM

Big flavor in a compact package! The Medium EGG is perfectly sized for smaller families and couples, and accommodates all the most popular EGGcessories like the convEGGtor and Pizza & Baking Stone. Get the famous Big Green Egg versatility and efficiency with plenty of cooking area to accommodate a backyard cookout of four large steaks or two whole chickens.

- Grid Diameter: 15 in / 38 cm
- Cooking Area: 177 sq in / 1140 sq cm
- Weight: 114 lbs / 52 kgs

**S** \$659.95

### SMALL

The Small EGG is an easy fit for smaller patios and balconies, and is easily able to prepare four burgers or chicken breasts at a time. The Small EGG is often used as an addition to a larger EGG to allow the preparation of several courses at once, and is perfect for restaurants seeking the performance of an EGG in a size to fit a commercial kitchen.

- Grid Diameter: 13 in / 33 cm
- Cooking Area: 133 sq in / 856 sq cm
- Weight: 80 lbs / 36 kgs

**MX** \$699.95

### MINIMAX™

Destined to become a popular backyard staple and an invaluable culinary tool for restaurants – the MiniMax EGG™ was designed with the height of a Mini yet all the volume capabilities of a Small. MiniMax comes with an easy to grip Carrier, so it's perfect as a table-side cooker at your garden party or a traveling EGG for motorhomes or tailgating.

- Grid Diameter: 13 in / 33 cm
- Cooking Area: 133 sq in / 856 sq cm
- Weight: 76 lbs / 35 kgs

**MN** \$469.95

### MINI

A Mini EGG is the perfect portable solution for picnics and occasions when you want to take The Ultimate Cooking Experience with you! It is also a popular size for grilling on apartment balconies, vacations, boating and campfire meals – as well as a popular fixture in many commercial kitchens. Big results in a Mini package!

- Grid Diameter: 10 in / 25 cm
- Cooking Area: 79 sq in / 507 sq cm
- Weight: 39 lbs / 18 kgs

\*Note: pricing for Eggs only...Eggcessories sold separately