

2019

# BRIGHTON STONE & FIREPLACE, INC.

**Summer Hours**  
 M-F - 8-6  
 Sat. - 9-4  
 Sun. - 10-2  
**May 1<sup>st</sup> - Nov 30<sup>th</sup>**

**(810) 229-6648**  
**Fax (810) 225-6648**  
**www.brightonstone.com**  
**info@brightonstone.com**  
 7196 W. Grand River • Brighton, MI 48114  
 Between Brighton and Howell

**Winter Hours**  
 M-F - 8-5  
 Sat. - 9-4  
 Sun. - 10-2  
**Dec 1<sup>st</sup> - April 30<sup>th</sup>**


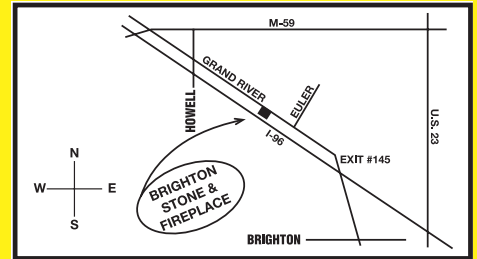


## WE INSTALL

- Natural & Cultured Stone Veneer
- Thin Brick Veneer
- Gourmet Grills
- Indoor/Outdoor Fireplaces
- Wood & Gas Stoves

## WE SELL

- Decorative Ground Covers
- Top Soil & Mulches
- Natural Flagstone
- Boulders
- Unilock Dealer
- Fendt Dealer

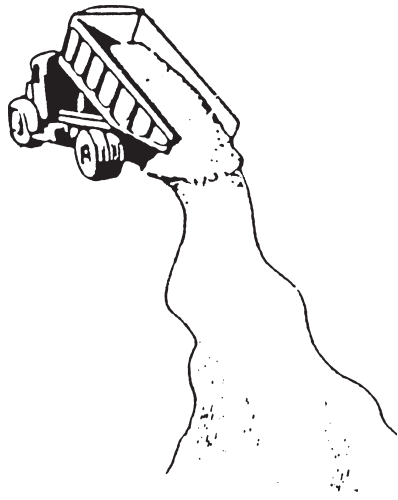


Follow us on



**"A Rock Solid Reputation Since 1962"**

# Decorative Stone, Driveway Gravel and Bagged Materials



	1 Yard ≈ 120 Sq. Ft. 2" Deep	1/2 Yard	By The Bag
1. Large Meramac	200.00	105.00	8.00
2. Silica Stone	225.00	120.00	8.00
3. Arctic Rainbow	255.00	140.00	12.00
4. Barn Red	200.00	110.00	8.00
5. Black Knight	260.00	140.00	10.00
6. Small Meramac	160.00	85.00	6.00
7. Stonebark	160.00	90.00	6.00
8. Western Sunrise	255.00	130.00	10.00
9. Pink Quartz	200.00	105.00	8.00
10. Mason Sand	30.00	18.00	4.00
11. 2NS Sand	30.00	18.00	4.00
12. Pea Stone	40.00	25.00	5.00
13. 6A (Float)	40.00	25.00	5.00
14. 1" - 2" Round Fieldstone	65.00	35.00	6.00
15. 2-4" Round Fieldstone	75.00	40.00	14.00
16. Red Lava	165.00	90.00	8.00
17. 3/4" Crushed Clean Limestone	50.00	30.00	5.00
18. Slate Scape	200.00	110.00	8.00
19. Cedar Mulch	35.00	20.00	n/a
20. Top Soil	30.00	17.00	4.00
21. Slag Sand <span>Recommended Bedding Sand @ 1"-2"</span>	50.00	30.00	5.00
22. 21AA Driveway <span>Recommended Aggregate Sub Base @ 4"-6"</span>	45.00	25.00	5.00

(DELIVERY AVAILABLE – 1-10 YARDS, DEPENDING ON PRODUCT)



# Natural Building and Landscaping Stones

(DELIVERY AVAILABLE)

## VARIOUS FLAGSTONES

### Quartzite Granite Flagging :

Golden Mist (1 Ton) .....	.235¢ per lb. Approx. \$470 (Full Pallet).....	34¢ / lb.
Mint Mist (1 Ton) .....	.235¢ per lb. Approx. \$470 (Full Pallet).....	34¢ / lb.
Mint Swirl (1 Ton) .....	.235¢ per lb. Approx. \$470 (Full Pallet).....	34¢ / lb.
Steel Gray (1 Ton) .....	.235¢ per lb. Approx. \$470 (Full Pallet).....	34¢ / lb.
Silvermist (1 Ton) .....	.235¢ per lb. Approx. \$470 (Full Pallet).....	34¢ / lb.
Aquamist (1 Ton).....	.235¢ per lb. Approx. \$470 (Full Pallet).....	34¢ / lb.
Black Emerald (1 Ton)....	.235¢ per lb. Approx. \$470 (Full Pallet).....	34¢ / lb.
Black Knight (1 Ton) .....	.235¢ per lb. Approx. \$470 (Full Pallet).....	34¢ / lb.

"Any"  
Hand Load  
Quantities

### Miscellaneous Flagging

Mackinaw Flagging(2 Tons)..	20¢ per lb. Approx. \$800 (Full Pallet).....	38¢ / lb.
Canadian Flagging (2 Tons)..	23¢ per lb. Approx. \$920 (Full Pallet).....	34¢ / lb.
Chilton Flagging (2 Tons +/-)..	48¢ per lb. Approx. \$1900 (Full Pallet).....	65¢ / lb.
Chilton Steppers 1-2" (2 Tons)	.235¢ per lb. Approx. \$940 (Full Pallet)...	34¢ / lb.
Irregular "Blue" Bluestone Flagging (1.5 tons/pallet).....	38¢ per lb. Approx. \$1150 (Full Pallet)	50¢ / lb.
Pennsylvania Lilac Flagging (1.5 Tons) .....	22¢ per lb. Approx. \$660 (Full Pallet).....	40¢ / lb.
Pennsylvania Full Color (1.5 Tons).....	20¢ per lb. Approx. \$600 (Full Pallet).....	32¢ / lb.
Pennsylvania Blue Tumbled (1.5 Tons) .....	25¢ per lb. Approx. \$750 (Full Pallet).....	38¢ / lb.
Pennsylvania Blue Tumbled Stand Up .....	28¢ per lb. Approx. \$840 (Full Pallet).....	42¢ / lb.
Michigan Sand Stone (1 Ton)	.10¢ per lb. Approx. \$200 (Full Pallet) .....	20¢ / lb.



### Cut Bluestone

Natural Cleft (3/4-1-1/4") full color).....	\$8.95/sq.ft.	
Natural Cleft (3/4-1-1/4") (select blue) .....	\$11.50/sq.ft.	
Natural Cleft (1-1/2-2") (full color) .....	\$8.95/sq.ft.	
Natural Cleft (1-1/2-2") (select blue).....	\$11.50/sq.ft.	
Thermaled Finish (1") .....	(full color) .....	\$11.50/sq.ft.
Thermaled Finish (1") .....	(select blue).....	\$11.50/sq.ft.
Thermaled Finish (1-1/2").....	(full color) .....	\$11.50/sq.ft.
Thermaled Finish (1-1/2").....	(select blue).....	\$14.75/sq.ft.

(Sizes: 12x12, 12x18, 18x18, 18x24, 24x24, 24x36 -  
\* All in 6" increments - \* Can get all sizes or select sizes)

Area of Coverage:	GROUND Approx. 80-100 Sq. Ft./Ton	WALL Approx. 20 Sq. Face Ft./Ton
-------------------	--------------------------------------	-------------------------------------



### MICHIGAN FIELDSTONE

\$120.00 /yd. .12¢ / lb.

Size	Approximate Coverage
• 6-18"	= 15-20 sq. face foot

### WYOMING RIVER ROCK

.32 / lb.

### CANADIAN WALL STONE

#### 4" FINISHED




.155 / lb.

### GUILLOTINE & NATURAL STEPS

- INDIA BROWN
  - INDIA NATURAL BLUE ICE
  - BLACK LIMESTONE  
3' x 16" x 6-8" = \$190.00 / each  
4' x 16" x 6-8" = \$250.00 / each  
5' x 16" x 6-8" = \$310.00 / each
  - HAMPTON LIMESTONE  
3' x 16" x 6-8" = \$250.00 / each  
4' x 16" x 6-8" = \$330.00 / each  
5' x 16" x 6-8" = \$410.00 / each
- \* Special Prices on Larger Quantities

### LIMESTONE SNAPPED STEPS

- BUFF  
36" x 16" x 6" = \$130.00 / each  
48" x 16" x 6" = \$160.00 / each
- GRAY  
36" x 16" x 6" = \$130.00 / each  
48" x 16" x 6" = \$160.00 / each



# - UNILOCK - Pavers



Per Sq. Ft.

Per Sq. Ft.

<b>Anchorlock 8cm</b> .....	4.95
<b>Artline 7cm EnduraColor</b> .....	6.65
<b>Beacon Hill Flagstone-Smooth &amp; Flag</b> .....	6.45
<b>Bristol Valley 6cm EnduraColor</b> .....	6.50
<b>Brussels Block</b>	
Brussels Block - Std Colors .....	5.60
Brussels Fullnose.....Linear Foot .....	7.40
<b>Copthorne 6cm</b> .....	10.55
<b>Courtstone 6cm</b> .....	10.55
<b>Double Holland 6cm</b> .....	4.20
<b>Mattoni 7cm</b> .....	7.00
<b>Ecoloc 8cm</b> .....	4.95
<b>Eco-Optiloc 8cm</b> .....	4.95
<b>Eco-Priora</b>	
Endura Color .....	8.75
Eco-Priora - Standard Finish .....	4.95
Eco-Priora - Tmbld Finish .....	5.75
<b>Ecostone 8cm</b> .....	4.95
<b>Promenade PVR 10cm</b>	
Endura Color .....	11.10
IL Campo .....	11.60
Series .....	14.15

<b>Hollandstone 6cm Premier</b> .....	5.75
<b>Hollandstone 6cm</b> .....	3.25
<b>Hollandstone 8cm</b> .....	4.35
<b>IL Campo 7cm - Endura Color</b> .....	8.25
<b>Olde Greenwich Cobble 6cm</b> .....	3.95
Sm Recs & Squares(8.5 Sq ft. per section) .....	34.00
<b>Richcliff 6cm</b> .....	10.55
<b>Series 3000 7cm</b> .....	9.80
<b>Thornbury 7cm</b> .....	6.50
<b>Town Hall 7cm</b> .....	11.60
<b>Turfstone 8cm</b> .....	4.40
<b>Umbriano 7cm</b> .....	15.85
<b>Umbriano 6cm</b> .....	10.65
<b>Tribeca CBL 7cm</b> .....	14.85
<b>Senzo 7cm</b> .....	11.50
<b>Westport</b> .....	4.60



# - 2019 UNILOCK Pricing -

## SUNSET FIRE PIT PRICING: (Components Sold Separately)

Round Kit Stones Only.....	195.00
Round Insert Only.....	280.00
Square Insert Only.....	335.00
Rivercrest Fire Pit Kit.....	1,730.00
(includes grill grate)	

<b>Brussels Dimen Wall System</b>	Per
Brussels Dimen Coping .....	Unit .....7.25
Brussels Dimen Tapered Wall ...	Face Ft.....17.95
Brussels Dimen Wall/Corner.....	Unit .....5.95

<b>Dura-Hold Wall System</b>	Per
Dura-Hold Corner/Coping .....	Unit .....220.00
Dura-Hold Standard Wall .....	Unit .....220.00

<b>Dura-Hold2 Wall System</b>	Per
Dura-Hold2 Corner/Coping .....	Unit .....131.00
Dura-Hold2 Standard Wall .....	Unit .....131.00

<b>Estate Wall System</b>	Per
Estate Wall Coping .....	Unit .....7.00
Estate Wall Corner .....	Unit .....22.65
Estate Wall Tapered Wall .....	Face Ft.....24.40

<b>Lineo Dimen Wall System</b>	Per
Lineo Dimensional Pillar Unit ....	Unit .....7.85
Lineo Dimensional Rndm Wall .....	Face Ft.....18.85
Lineo Dimensional Plr Cap .....	Unit .....206.00

<b>Mackinaw Wall System</b>	Per
Mackinaw Corner .....	Face Ft.....35.00
Mackinaw Random Wall .....	Face Ft.....32.00

<b>Pisa2 Wall System</b>	Per
Pisa2 12" Coping .....	Unit .....5.80
Pisa2 Corner.....	Unit .....7.43
Pisa2 Tapered Wall .....	Unit .....6.45

<b>Rivercrest Wall System</b>	Per
Rivercrest Corner .....	Face Ft.....20.29
Rivercrest Plr 8 pcs./bndl .....	Bndl Con ..530.00
Rivercrest Jumper .....	Face Ft.....55.60
Rivercrest Random Wall .....	Face Ft.....28.85

<b>Roman Pisa Wall System</b>	Per
Roman Pisa 12" Coping .....	Unit .....6.95
Roman Pisa Corner .....	Unit .....13.90
Roman Pisa Tapered Wall .....	Unit .....10.15

<b>Siena Stone Wall System</b>	Per
Siena Stone 48" Cop/CE Cop... ..	Unit ..... 96.80
Siena Stone Corner .....	Unit ..... 116.00
Siena Stone Standard Wall .....	Unit ..... 92.00

<b>U-Cara Wall System</b>	Per
U-Cara Fascia-Smooth .....	Unit ..... 5.90
U-Cara Half/Cnr Fascia-Smooth .....	Unit ..... 3.55
U-Cara Fascia-Pitch.....	Unit ..... 5.90
U-Cara Half/Cnr Fascia-Pitch ...	Unit ..... 3.55
U-Cara Backer-Standard .....	Unit ..... 2.75
U-Cara Backer-Large .....	Unit ..... 4.40

<b>Ledgestone Caps/Coping</b>	Per
Ledgestone Pillar Cap 24x24....	Unit .....149.00
Ledgestone Cop/CE Cop/Fullnose	Unit ..... 42.00
Ledgestone Ledge Cop 14x30 .....	Unit .....57.50
Ledgestone Step 36" .....	Unit .....185.00
Ledgestone Step 48" .....	Unit .....228.00
Ledgestone Step 72" .....	Unit .....340.00

<b>Universal Base/Coping</b>	Per
Universal Base Unit .....	Unit .....4.95
Universal Coping Unit.....	Unit ..... 18.50












# Concrete Retaining Wall Systems




## - FENDT -

PINS: High Strength Pultrusion Fiberglass  
Standard/Compac...1/2" x 9 1/4"  
Mini 1/2" x 5 1/4"...40c each  
GEO-GRID STRATA 200  
6'x300' = \$815.00 or \$3.75 / Lin. Ft.

### Keystone









	GREY	COLORS
<b>GARDEN WALL</b> (no pins)  Size.....4"H x 12"W x 8"D Exposed Face Area.....1/2 Sq. Ft. (4" x 12") Weight.....25 lbs. Units per pallet.....96 units Weight per pallet.....2400 lbs.	2.25	2.40
<b>OLD WORLD FIRE PIT BLOCK</b> Size.....5.5"H x 6"D x 15.5/12.5" Exposed Face Area.....0.74 Sq. Ft. Max Weight.....39 lbs. Units per pallet.....90 units Weight per pallet.....3510 lbs.	Non-Tumbled 7.28	Tumbled 13.17
<b>OLD WORLD 4" RADIUS GLEN STONE</b> Size.....4"H x 8"D x 12.25/9 1/8" Exposed Face Area.....0.34 Sq. Ft. Max Weight.....28 lbs. Units per pallet.....96 units Weight per pallet.....2688 lbs.	Non-Tumbled 3.97	Tumbled 6.64
<b>OLD WORLD GLEN STONE</b> (no pins)  Size.....4"H x 12"W x 8"D Exposed Face Area.....1/3 Sq. Ft. (4" x 12") Weight.....32 lbs. Units per pallet.....96 units Weight per pallet.....3072 lbs.	2.28	4.78
<b>8" 90° CORNER</b>  Size.....8"H x 18"W x 9"D Exposed Face Area.....1 Sq. Ft. (8" x 18") Weight.....86 lbs. Units per pallet.....30 units Weight per pallet.....2580 lbs.	16.58	21.25 Graphite 17.75
<b>UNIVERSAL CAP</b>  Size.....3 1/2"H x 18"W x 12"D Weight per unit.....62 lbs. Units per pallet.....56 units Weight per pallet.....3472 lbs.	7.99	8.74
<b>COMPACS</b>  Size.....8"H x 18"W x 11"D Exposed Face Area 1 Sq. Ft. (8"x18") Weight per unit.....86 lbs. Units per pallet.....36 units Weight per Pallet.....3096 lbs.	7.75 Straight	9.78 Angled 8.89 Straight
<b>6" VERAZZO</b>  Size.....6"H x 16"W/12.25" X 10.5" D Exposed Face Area.....0.67 Sq. Ft. Max Weight.....73 lbs. Units per pallet.....36 units Weight per pallet.....3285 lbs.	N/A	7.72 (1.07/sq.ft.) 9.07 Chestnut 9.72 Graphite
<b>6" VERAZZO 90° CORNER</b>  Size.....6"H x 16"W x 8"D Exposed Face Area.....0.67 Sq. Weight.....63 lbs. Units per pallet.....48 units Weight per pallet.....3024 lbs.	N/A	16.74 17.69 Chestnut 18.09 Graphite
<b>HEWNSTONE COMPAC</b>  Size.....8"H x 18"W x 11"D Exposed Face Area.....1 Sq. Ft. (8" x 18") Weight.....86 lbs. Units per pallet.....36 units Weight per pallet.....3096 lbs.	N/A	11.30
<b>HEWNSTONE 90° CORNER</b>  Size.....8"H x 18"W x 6"D Exposed Face Area.....1 Sq. Ft. (8" x 18") Weight.....54 lbs. Units per pallet.....30 units Weight per pallet.....1602 lbs.	N/A	21.45

### Country Manor

	PRICE	OLD WORLD
<b>6" STONEGATE COUNTRY MANOR</b> Set Size.....6"H x 10"D x 32"W Max.* Exposed Face Area.....1.4 Sq. Ft. Max. Weight/Set.....137 lbs. Sets per pallet.....20 units Weight per pallet.....2788 lbs. *Small - 6"x4" w, Medium - 10"x12" w, Large - 14"/16" w 	17.08*/set (12.20/sq. ft.)	30.71*/set (21.94/sq. ft.)
<b>24" CAPS UNITS</b> Set Size.....3"H x 12"D x 24"W Weight/Set.....72 lbs. Sets per pallet.....48 units Weight per pallet.....3432 lbs. 	12.44*/ea.	N/A
<b>COUNTRY CORNER CAP UNITS</b> Set Size.....3"H x 12"D x 12"W Weight/Set.....36 lbs. Sets per pallet.....96 units Weight per pallet.....3456 lbs. 	10.62/ea.	N/A

# Concrete Pavers

## - FENDT -

	REGULAR Colors	SPECTRUM Colors	SPECTRUM Elite																																			
	Price per Sq. Ft.	• Burgundy • Sedona	• Polar Ash • Seashell • Suede • Ruby • Titanium • Jade • Coffee • Jet Black • Ironwood • Sterling Smoke																																			
<b>HOLLAND SERIES</b>	\$3.21	\$4.01	\$4.81																																			
 <table border="1"> <thead> <tr> <th></th> <th>UNITS/SQ. FT.</th> <th>SQ. FT./PALLET</th> <th>UNITS/PALLET</th> <th>WEIGHT/PALLET</th> </tr> </thead> <tbody> <tr> <td><b>4 x 8</b></td> <td>4.5</td> <td>108</td> <td>486</td> <td>3024</td> </tr> <tr> <td><b>8 x 8</b></td> <td>2.25</td> <td>96</td> <td>216</td> <td>2688</td> </tr> <tr> <td><b>12 x 12</b></td> <td>1.00</td> <td>72</td> <td>72</td> <td>2016</td> </tr> </tbody> </table> <p style="text-align: right;">*ADD .30 FOR MOSSY OAK</p>		UNITS/SQ. FT.	SQ. FT./PALLET	UNITS/PALLET	WEIGHT/PALLET	<b>4 x 8</b>	4.5	108	486	3024	<b>8 x 8</b>	2.25	96	216	2688	<b>12 x 12</b>	1.00	72	72	2016	\$4.33		\$5.93															
	UNITS/SQ. FT.	SQ. FT./PALLET	UNITS/PALLET	WEIGHT/PALLET																																		
<b>4 x 8</b>	4.5	108	486	3024																																		
<b>8 x 8</b>	2.25	96	216	2688																																		
<b>12 x 12</b>	1.00	72	72	2016																																		
	\$4.16		\$5.93																																			
<b>NEW 6 X 6</b>	\$4.92																																					
 <table border="1"> <thead> <tr> <th>UNITS/SQ. FT.</th> <th>SQ. FT./PALLET</th> <th>UNITS/PALLET</th> <th>WEIGHT/PALLET</th> </tr> </thead> <tbody> <tr> <td>4.1</td> <td>92</td> <td>378</td> <td>2576</td> </tr> </tbody> </table>	UNITS/SQ. FT.	SQ. FT./PALLET	UNITS/PALLET	WEIGHT/PALLET	4.1	92	378	2576																														
UNITS/SQ. FT.	SQ. FT./PALLET	UNITS/PALLET	WEIGHT/PALLET																																			
4.1	92	378	2576																																			
<b>NEW SYMMETRY</b>	\$4.92																																					
 <table border="1"> <thead> <tr> <th>UNITS/SQ. FT.</th> <th>SQ. FT./PALLET</th> <th>UNITS/PALLET</th> <th>WEIGHT/PALLET</th> </tr> </thead> <tbody> <tr> <td>3.4</td> <td>84</td> <td>288</td> <td>2352</td> </tr> </tbody> </table>	UNITS/SQ. FT.	SQ. FT./PALLET	UNITS/PALLET	WEIGHT/PALLET	3.4	84	288	2352																														
UNITS/SQ. FT.	SQ. FT./PALLET	UNITS/PALLET	WEIGHT/PALLET																																			
3.4	84	288	2352																																			
<b>VINTAGE SERIES</b>	\$3.86		\$5.46																																			
 <table border="1"> <thead> <tr> <th></th> <th>UNITS/SQ. FT.</th> <th>SQ. FT./PALLET</th> <th>UNITS/PALLET</th> <th>WEIGHT/PALLET</th> </tr> </thead> <tbody> <tr> <td><b>C</b></td> <td></td> <td>71</td> <td></td> <td>1988</td> </tr> <tr> <td><b>SSR</b></td> <td>6.3/12.6</td> <td>80</td> <td>432/144</td> <td>2240</td> </tr> <tr> <td><b>LR</b></td> <td>4.2</td> <td>80</td> <td>336</td> <td>2240</td> </tr> <tr> <td><b>XLR</b></td> <td>3.1</td> <td>90</td> <td>280</td> <td>2520</td> </tr> <tr> <td><b>DLR</b></td> <td>2.2</td> <td>91</td> <td>200</td> <td>2548</td> </tr> <tr> <td><b>LS</b></td> <td>1.65</td> <td>97</td> <td>160</td> <td>2716</td> </tr> </tbody> </table> <p>(C) = CIRCLE KIT (SSR) = SQUARE &amp; SMALL RECTANGLE (LR) = LARGE RECTANGLE (XLR) = EXTRA-LARGE RECTANGLE (LS) = LARGE SQUARE (DLR) = DOUBLE-LARGE RECTANGLE</p>		UNITS/SQ. FT.	SQ. FT./PALLET	UNITS/PALLET	WEIGHT/PALLET	<b>C</b>		71		1988	<b>SSR</b>	6.3/12.6	80	432/144	2240	<b>LR</b>	4.2	80	336	2240	<b>XLR</b>	3.1	90	280	2520	<b>DLR</b>	2.2	91	200	2548	<b>LS</b>	1.65	97	160	2716	\$5.46	Circle	\$11.72
	UNITS/SQ. FT.	SQ. FT./PALLET	UNITS/PALLET	WEIGHT/PALLET																																		
<b>C</b>		71		1988																																		
<b>SSR</b>	6.3/12.6	80	432/144	2240																																		
<b>LR</b>	4.2	80	336	2240																																		
<b>XLR</b>	3.1	90	280	2520																																		
<b>DLR</b>	2.2	91	200	2548																																		
<b>LS</b>	1.65	97	160	2716																																		
<b>OLD WORLD VINTAGE</b>	\$5.64		\$7.24																																			
 <table border="1"> <thead> <tr> <th></th> <th>UNITS/SQ. FT.</th> <th>SQ. FT./PALLET</th> <th>UNITS/PALLET</th> <th>WEIGHT/PALLET</th> </tr> </thead> <tbody> <tr> <td><b>C</b></td> <td></td> <td>35.5</td> <td></td> <td>1988</td> </tr> <tr> <td><b>SQ</b></td> <td>6.3</td> <td>80</td> <td>504</td> <td>2240</td> </tr> <tr> <td><b>LR</b></td> <td>4.2</td> <td>80</td> <td>336</td> <td>2240</td> </tr> <tr> <td><b>XLR</b></td> <td>3.1</td> <td>90</td> <td>280</td> <td>2520</td> </tr> <tr> <td><b>DLR</b></td> <td>2.2</td> <td>91</td> <td>200</td> <td>2548</td> </tr> <tr> <td><b>LS</b></td> <td>1.65</td> <td>97</td> <td>160</td> <td>2716</td> </tr> </tbody> </table> <p style="text-align: right;">*ADD .30 FOR MOSSY OAK</p>		UNITS/SQ. FT.	SQ. FT./PALLET	UNITS/PALLET	WEIGHT/PALLET	<b>C</b>		35.5		1988	<b>SQ</b>	6.3	80	504	2240	<b>LR</b>	4.2	80	336	2240	<b>XLR</b>	3.1	90	280	2520	<b>DLR</b>	2.2	91	200	2548	<b>LS</b>	1.65	97	160	2716	\$8.60 for Circle Kit	\$10.72 Jade	\$11.60 Polar Ash Seashell Circle
	UNITS/SQ. FT.	SQ. FT./PALLET	UNITS/PALLET	WEIGHT/PALLET																																		
<b>C</b>		35.5		1988																																		
<b>SQ</b>	6.3	80	504	2240																																		
<b>LR</b>	4.2	80	336	2240																																		
<b>XLR</b>	3.1	90	280	2520																																		
<b>DLR</b>	2.2	91	200	2548																																		
<b>LS</b>	1.65	97	160	2716																																		
<b>OLD WORLD HOLLAND 4 x 8</b>	\$5.41																																					
 <table border="1"> <thead> <tr> <th>UNITS/SQ. FT.</th> <th>SQ. FT./PALLET</th> <th>UNITS/PALLET</th> <th>WEIGHT/PALLET</th> </tr> </thead> <tbody> <tr> <td>4.5</td> <td>108</td> <td>486</td> <td>3024</td> </tr> </tbody> </table>	UNITS/SQ. FT.	SQ. FT./PALLET	UNITS/PALLET	WEIGHT/PALLET	4.5	108	486	3024																														
UNITS/SQ. FT.	SQ. FT./PALLET	UNITS/PALLET	WEIGHT/PALLET																																			
4.5	108	486	3024																																			
<b>HARBOR STONE</b>	\$4.92		\$6.52																																			
 <table border="1"> <thead> <tr> <th></th> <th>UNITS/SQ. FT.</th> <th>SQ. FT./PALLET</th> <th>UNITS/PALLET</th> <th>WEIGHT/PALLET</th> </tr> </thead> <tbody> <tr> <td><b>LS</b></td> <td>1.65</td> <td>97</td> <td>160</td> <td>2716</td> </tr> <tr> <td><b>XLR</b></td> <td>3.10</td> <td>90</td> <td>280</td> <td>2520</td> </tr> <tr> <td><b>MLR</b></td> <td>1.06</td> <td>90</td> <td>96</td> <td>2520</td> </tr> </tbody> </table> <p>(XLR) = EXTRA-LARGE RECTANGLE (LS) = LARGE SQUARE (MLR) = MEGA LARGE RECTANGLE</p>		UNITS/SQ. FT.	SQ. FT./PALLET	UNITS/PALLET	WEIGHT/PALLET	<b>LS</b>	1.65	97	160	2716	<b>XLR</b>	3.10	90	280	2520	<b>MLR</b>	1.06	90	96	2520																		
	UNITS/SQ. FT.	SQ. FT./PALLET	UNITS/PALLET	WEIGHT/PALLET																																		
<b>LS</b>	1.65	97	160	2716																																		
<b>XLR</b>	3.10	90	280	2520																																		
<b>MLR</b>	1.06	90	96	2520																																		
<b>COPING STONE</b>	\$2.36																																					
 <table border="1"> <thead> <tr> <th>UNITS/SQ. FT.</th> <th>SQ. FT./PALLET</th> <th>UNITS/PALLET</th> <th>WEIGHT/PALLET</th> </tr> </thead> <tbody> <tr> <td>2.86</td> <td>41</td> <td>117</td> <td>1161</td> </tr> </tbody> </table>	UNITS/SQ. FT.	SQ. FT./PALLET	UNITS/PALLET	WEIGHT/PALLET	2.86	41	117	1161																														
UNITS/SQ. FT.	SQ. FT./PALLET	UNITS/PALLET	WEIGHT/PALLET																																			
2.86	41	117	1161																																			

# Outdoor Tile Frontier 20 By Landmark

<b>WOOD LOOK</b>	
<b>3/4" X 12" X 48"</b> - SOUL GREY - SOUL WALNUT	<b>\$14.75</b> per Sq. Ft.
<b>3/4" X 24" X 24"</b> - PEPPER - WALNUT	<b>\$14.75</b> per Sq. Ft.

<b>STONE LOOK</b>	
<b>3/4" X 24" X 24"</b> - SIGHT ANTHRACITE - SIGHT GREY - PIETRA DI BAGNOLO	<b>\$14.75</b> per Sq. Ft.

<b>TRAVERTINE LOOK</b>	
<b>3/4" X 24" X 24"</b> - SOURCE BEIGE	<b>\$14.75</b> per Sq. Ft.

<b>QUARTZ LOOK</b>	
<b>3/4" X 18" X 36"</b> - PIETRA DI BARGE - POINT SILVER	<b>\$14.75</b> per Sq. Ft.
<b>3/4" X 24" X 24"</b> - SILVER QUARTZ - BANSE GOLD	<b>\$10.50</b> per Sq. Ft.

<b>CONCRETE LOOK</b>	
<b>3/4" X 24" X 24"</b> - WARM SAND - SIMPLY GREY	<b>\$10.50</b> per Sq. Ft.

<b>LIMESTONE LOOK</b>	
<b>3/4" X 24" X 24"</b> - LIMESTONE	<b>\$10.50</b> per Sq. Ft.

<b>SLATE LOOK</b>	
<b>3/4" X 24" X 24"</b> - MULTICOLOR GOLD - VINTAGE SLATE - MULTICOLOR DARK	<b>\$10.50</b> per Sq. Ft.






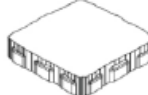










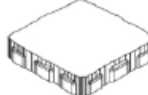
<b>BLUESTONE LOOK</b>	
<b>3/4" X 24" X 24"</b> - FULL COLOR - SELECT BLUE	<b>\$10.50</b> per Sq. Ft.

<b>FLAGSTONE LOOK</b>	
<b>3/4" X 24" X 24"</b> - PINK TAN - BROWN	<b>\$10.50</b> per Sq. Ft.

Leadtime = 2 to 3 weeks or \$650 Freight/Shipping fee may be applied











# Oberfields LLC 2019 Price List





UNIT / SIZE	PRICE	<b>FACE- MIX PAVERS</b>		
 <b>WASHINGTON 10, 14, 21 Flat Top</b> Canyon Creek, Charcoal, Desert Sand, Earth, Flagstone, Granite Size.....4 1/8" x 5 1/2" x 2 3/8", 5 1/2" x 5 1/2" x 2 3/8", 5 1/2" x 8 1/4" x 2 3/8" Units per band .....80, 60, 54 Sq. ft. per pallet.....101, 100, 102 Units per sq. ft.....6.34, 4.76, 3.17 Weight per pallet .....2788, 2760, 2815 lbs.	<b>\$3.95</b> per Sq. Ft.	<b>TRANQUILITY</b>		
		 Oasis, Haven, Serenity, Timeless	B.....9 1/4" x 2 3/4" C.....14" x 2 3/4" D.....14" x 2 3/4" E.....18 1/4" x 2 3/4"	8 layers per pallet 10.77 sq. ft. per layer 2910 lbs. per pallet
 <b>WASHINGTON CIRCLE</b> Canyon Creek, Earth, Flagstone, Granite (Circle Center, Small Circle Paver, Large Circle Paver) Sq. ft. per pallet.....50 Weight per pallet .....1380 lbs.	<b>\$3.95</b> per Sq. Ft.	<b>GRAND MILESTONE</b>		
	Vintage <b>\$5.75</b> per Sq. Ft.	 Oasis, Haven, Serenity, Timeless	K.....11 5/8" x 11 5/8" L.....11 5/8" x 17 1/2" M.....11 5/8" x 23 1/2"	11.36 sq. ft. per layer 8 layers per pallet 90.88 sq. ft. per pallet 3070 lbs. per pallet
 <b>VINTAGE WASHINGTON 10, 14, 21 Flat Top</b> Canyon Creek, Charcoal, Desert Sand, Earth, Flagstone Size.....4 1/8" x 5 1/2" x 2 3/8", 5 1/2" x 5 1/2" x 2 3/8", 5 1/2" x 8 1/4" x 2 3/8" Units per band .....80, 60, 54 Sq. ft. per pallet.....101, 100, 102 Units per sq. ft.....6.34, 4.76, 3.17 Weight per pallet .....2788, 2760, 2815 lbs.	<b>\$5.20</b> per Sq. Ft.	<b>GRAND LIFESTYLE</b>		
		 Oasis, Haven, Serenity, Timeless	F.....5 15/16" x 11 15/16" G.....5 15/16" x 17 15/16" H.....11 15/16" x 11 15/16" I.....11 15/16" x 17 15/16" J.....17 15/16" x 17 15/16"	12.33 sq. ft. per layer 8 layers per pallet 98.64 sq. ft. per pallet 3330 lbs. per pallet
 <b>LEXINGTON 10</b> Size.....4 1/8" x 5 1/2" x 2 3/8" Sq. ft. per pallet.....102.24 Sq. ft. per layer.....11.36 Weight per pallet .....2,965 lbs.	<b>\$4.20</b> per Sq. Ft.	<b>DESTINATION</b>		
		  Oasis, Haven, Serenity, Timeless	A.....3 1/8" H (D & L Vary) B.....3 1/8" H (D & L Vary) C.....3 1/8" H (D & L Vary) D.....3 1/8" H (D & L Vary) E.....3 1/8" H (D & L Vary) F.....3 1/8" H (D & L Vary) G.....3 1/8" H (D & L Vary) H.....3 1/8" H (D & L Vary) I.....3 1/8" H (D & L Vary)	11.11 sq. ft. per layer 8 layers per pallet 88.88 sq. ft. per pallet 3000 lbs. per pallet
 <b>LEXINGTON 14</b> Size.....5 1/2" x 5 1/2" x 2 3/8" Sq. ft. per pallet.....105.84 Sq. ft. per layer.....11.76 Weight per pallet .....3,069 lbs.	<b>\$4.20</b> per Sq. Ft.	<b>ELEMENTS</b>		
		 Homecoming Rough/Smooth Reflection Rough/Smooth Vision Rough/Smooth	sq. ft. per layer .....11 Layers per cube.....8 Weight per cube .....2996 lbs. sq. ft. per cube .....88	<b>\$9.80</b> per Sq. Ft.
 <b>LEXINGTON 21</b> Size.....5 1/2" x 8 1/4" x 2 3/8" Sq. ft. per pallet.....106 Sq. ft. per layer.....13.25 Weight per pallet .....3,074 lbs.	<b>\$4.20</b> per Sq. Ft.	<b>TRANQUILITY</b>		
		 Oasis, Haven, Serenity, Timeless	B.....9 1/4" x 2 3/4" C.....14" x 2 3/4" D.....14" x 2 3/4" E.....18 1/4" x 2 3/4"	8 layers per pallet 10.77 sq. ft. per layer 2910 lbs. per pallet
<b>LEXINGTON CIRCLE</b> Must add a layer of Lexington 10's to assemble 12' Diameter Circle  Sq. ft. per pallet.....103.84 Sq. ft. per layer.....12.98 Weight per pallet .....3,011 lbs.	<b>\$5.15</b> per Sq. Ft.	<b>GRAND MILESTONE</b>		
		 Oasis, Haven, Serenity, Timeless	K.....11 5/8" x 11 5/8" L.....11 5/8" x 17 1/2" M.....11 5/8" x 23 1/2"	11.36 sq. ft. per layer 8 layers per pallet 90.88 sq. ft. per pallet 3070 lbs. per pallet
 <b>PLYMOUTH</b> Size.....4" x 8" x 2 3/8" Sold by the layer- 9 Layers Per Pallet Sq. ft. per pallet.....103.32 Sq. ft. per layer.....11.48 Weight per pallet .....2,999 lbs.	<b>\$5.15</b> per Sq. Ft.	<b>GRAND LIFESTYLE</b>		
		 Oasis, Haven, Serenity, Timeless	F.....5 15/16" x 11 15/16" G.....5 15/16" x 17 15/16" H.....11 15/16" x 11 15/16" I.....11 15/16" x 17 15/16" J.....17 15/16" x 17 15/16"	12.33 sq. ft. per layer 8 layers per pallet 98.64 sq. ft. per pallet 3330 lbs. per pallet

\* \$650 FREIGHT ON SPECIAL ITEMS












# Oberfields LLC 2019 Price List

UNIT / SIZE	PRICE	UNIT / SIZE	PRICE
 <p><b>SINGLE BULLNOSE PAVER</b></p> <p>Size.....6" X 12" X 2 3/4" Sq. ft. per pallet.....96 Units per sq. ft.....2.0 Weight per pallet .....2880 lbs.</p> <p>Brown, Canyon Creek, Charcoal, Desert Sand, Earth, Flagstone</p>	<p>\$10.05 per Sq. Ft.</p> <p>Vintage \$13.30 per Sq. Ft.</p>	 <p><b>MALIBU</b></p> <p>Size.....9 3/8" x 9 3/8" x 2 3/8", 4 3/4" x 9 3/8" x 2 3/8", 9 3/8" x 14 1/8" x 2 3/8" Sq. ft. per pallet.....98.32 Sq. ft. per layer.....12.29 Weight per pallet.....2,851 lbs. Layers per pallet.....8</p> <p>Square, Small Rect., Large Rect.</p>	<p>\$5.30 per Sq. Ft.</p>
 <p><b>DOUBLE BULLNOSE PAVER</b></p> <p>Size.....6" X 12" X 2 3/4" Sq. ft. per pallet.....96 Units per sq. ft.....2.0 Weight per pallet .....2880 lbs.</p> <p>Brown, Canyon Creek, Charcoal, Desert Sand, Earth, Flagstone</p>	<p>\$10.05 per Sq. Ft.</p> <p>Vintage \$13.30 per Sq. Ft.</p>	 <p><b>OZARK</b></p> <p>Size.....14 1/8" x 14 1/8" x 2 3/8", 7 1/8" x 14 1/8" x 2 3/8", 14 1/8" x 21 1/4" x 2 3/8" Sq. ft. per pallet.....104.3 Sq. ft. per layer.....10.43 Weight per pallet.....3,024 lbs. Layers per pallet.....10</p> <p>Square, Small Rect., Large Rect.</p>	<p>\$6.45 per Sq. Ft.</p>
 <p><b>ROSETTA GRAND FLAGSTONE</b> (Pallet only)</p> <p>Size.....1 3/4" Thickness Units per pallet .....48 Sq. ft. per layer.....11 Sq. ft. per pallet.....88 Weight per layer .....270 lbs. Weight per pallet .....2160 lbs.</p> <p>Cuyahoga, Scioto</p>	<p>\$550.00</p>	 <p><b>MANHATTAN</b></p> <p>Size.....14 1/8" x 14 1/8" x 2 3/8", 7 1/8" x 14 1/8" x 2 3/8", 14 1/8" x 21 1/4" x 2 3/8" Sq. ft. per pallet.....104.3 Sq. ft. per layer.....10.43 Weight per pallet.....3,024 lbs. Layers per pallet.....10</p> <p>Square, Small Rect., Large Rect.</p>	<p>\$6.45 per Sq. Ft.</p>
<p>* \$650 FREIGHT ON SPECIAL ITEMS</p>		 <p><b>NEWPORT</b></p> <p>Size.....11 3/4" x 11 3/4" x 2 3/8", 11 3/4" x 17 3/4" x 2 3/8", 11 3/4" x 23 5/8" x 2 3/8" Sq. ft. per pallet.....104.13 Sq. ft. per layer.....11.57 Weight per pallet .....3,020 lbs. Layers per pallet.....9</p> <p>Square, Small Rect., Large Rect.</p>	<p>\$6.45 per Sq. Ft.</p>
		 <p><b>JAMESTOWN</b></p> <p>Size.....2 5/8" x 7 7/8" x 2 3/8", Sq. ft. per pallet.....54.60 Sq. ft. per layer.....10.92 Weight per pallet .....1,583 lbs. Layers per pallet.....5</p>	<p>\$9.15 per Sq. Ft.</p>

## EDINGTON WALL STONE


UNIT / SIZE	PRICE
 <p><b>EDINGTON WALL STONE</b></p> <p>Size.....12" x 8" x 4" Weight .....30 lbs. Units per pallet .....120 Units per sq. ft. ....3 Weight per pallet .....3600 lbs.</p> <p>Canyon Creek, Charcoal, Earth, Flagstone</p>	<p>\$4.15 each</p>
 <p><b>EDINGTON WEDGE</b></p> <p>Size.....12" x 8" x 4" Weight .....25 lbs. Units per pallet .....96 Weight per pallet .....2640 lbs.</p> <p>Canyon Creek, Charcoal, Earth, Flagstone</p>	<p>\$6.05 each</p>
 <p><b>EDINGTON FIREPIT KIT</b> ( Sold with adhesive and ring )</p> <p>Size.....4'Dia out, 32" Dia in Weight .....975 lbs. Units per firepit.....39 Tubes of adhesive.....3 Steel ring .....1</p> <p>Canyon Creek, Charcoal, Earth, Flagstone</p>	<p>\$510</p>
<p>Optional Grate</p>	<p>\$190</p>
 <p>Optional Rock face caps</p> <p>Cuyahoga, Scioto</p>	<p>Caps per firepit.....4 \$400</p>

# Oberfields LLC 2019 Price List




UNIT / SIZE	PRICE	UNIT / SIZE	PRICE
 <p><b>EDINGTON PUB TABLE KIT</b> Canyon Creek, Earth, Flagstone</p> <p>Size.....42" Tall x 42" Sq. Weight .....1700 lbs. Edington units per pallet ...36 Square precast unit .....1-28" Square precast unit .....1-42"  Size.....42" round</p>	<b>\$960</b>	 <p><b>SOLID UNIT CORNER</b> Antique, Canyon Creek, Charcoal, Desert Sand, Chestnut, Earth, Flagstone, Granite, Gray</p> <p>Size.....17 7/8" x 12" x 6" Weight .....41 lbs. Units per pallet .....72 Units per sq. ft .....3 Weight per pallet .....2952 lbs.</p>	<b>\$6.75 each</b>
		Weathered	<b>\$14.95 each</b>
Optional Round Table Top Cuyahoga, Scioto	<b>\$500</b>	 <p><b>FULL RETURN CORNER</b> Antique, Canyon Creek, Charcoal, Desert Sand, Chestnut, Earth, Flagstone, Granite, Gray</p> <p>Size.....8" x 16" x 6" Weight .....48 lbs. Units per pallet .....54 Weight per pallet .....1728 lbs.</p>	<b>\$8.95 each</b>
 <p><b>EDINGTON GRILL KIT</b> Canyon Creek, Earth, Flagstone, Cuyahoga, Scioto</p> <p>Size.....36" H x 104" W x 32" D Weight .....6481 lbs. Edington units per pallet ...190 Case of Paver Bond .....1 Steel lintel .....40" Vermont Castings grill .....1 Precast countertop .....1</p>	<b>\$5300</b>	 <p><b>COBBLE</b> Canyon Creek, Earth, Flagstone</p> <p>Size.....8" x 12" x 16" Weight .....40 lbs. Units per pallet .....72 Units per sq. ft .....3 Weight per pallet .....2880 lbs.</p>	<b>\$5.50 each</b>
		Weathered	<b>\$8.86 each</b>
<b>VERSA-LOK</b>		 <p><b>ACCENT</b> Canyon Creek, Earth, Flagstone</p> <p>Size.....12" x 12" x 4" Weight .....40 lbs. Units per pallet .....64 Units per sq. ft .....3 Weight per pallet .....2880 lbs.</p>	<b>\$5.50 each</b>
 <p><b>STANDARD</b> Antique, Canyon Creek, Charcoal, Desert Sand, Chestnut, Earth, Flagstone, Granite, Gray</p> <p>Size.....16" x 12" x 16" Weight .....82 lbs. Units per pallet .....36 Units per sq. ft .....1.5 Weight per pallet .....2952 lbs.</p>	<b>\$7.15 each</b>	<p><b>NW Back Split Versa-Lok</b> Size.....16" x 10" x 6" Back 2" split for double sided wall</p>	<b>\$10.35 each</b>
Weathered	<b>\$11.70 each</b>		
 <p><b>SMOOTH TOP</b> Antique, Canyon Creek, Charcoal, Desert Sand, Chestnut, Earth, Flagstone, Granite, Gray</p> <p>Size.....16" x 12" x 16" Weight .....82 lbs. Units per pallet .....36 Units per sq. ft .....1.5 Weight per pallet .....2952 lbs.</p>	<b>\$7.15 each</b>	<b>ROSETTA BELVEDERE</b>	
 <p><b>RECTANGULAR CAP</b> Antique, Canyon Creek, Charcoal, Desert Sand, Chestnut, Earth, Flagstone, Granite, Gray</p> <p>Size.....16" x 11 5/8" x 3 5/8" Weight .....51 lbs. Units per pallet .....60 Weight per pallet .....2880 lbs.</p>	<b>\$7.15 each</b>	 <p><b>WALL PALLET</b> Hidden Pines, Cuyahoga, Scioto</p> <p>Size.....18" x 9" x 9", 12" x 9" x 10", 6" x 9" x 4" Weight .....74, 48, 22 lbs. Layers per pallet .....3 Sq. ft. per pallet .....27 Weight per pallet .....2475 lbs.</p>	<b>\$220 per layer</b> <b>\$30.00 per face ft.</b>
Weathered	<b>\$11.50 each</b>	 <p><b>CORNER</b> Hidden Pines, Cuyahoga, Scioto</p> <p>Size.....15" x 9" x 6", 15" x 9" x 3" Weight .....63, 31 lbs. Units per pallet .....32, 16 ea. sz Sq. ft. per pallet .....24 Weight per pallet .....1520 lbs.</p>	<b>\$300 per half pallet</b>

# Oberfields LLC 2019 Price List

## BELVEDERE WALL


UNIT / SIZE	PRICE
<b>COPING</b> (All caps 2.25" thick nominal)  Cuyahoga, Scioto	<b>\$180</b> per layer
Size.....18" x 16" x 10.25", 4" x 6" x 10.25", 12" x 10" x 10.25", 18" x 17" x 10.25" Layers per pallet.....6 l.f. per pallet.....66 Weight per pallet.....1550 lbs.	
<b>COLUMN CAP</b>  Cuyahoga, Scioto, Hidden Pines	<b>\$170</b> Per Unit
Size.....28 1/2" x 28 1/2" x 2" Weight.....131 lbs. Units per pallet.....10 Weight per pallet.....1310 lbs.	
<b>ROUND BELVEDERE FIREPIT KIT</b>   Cuyahoga, Scioto, Hidden Pines	<b>\$990</b>
Size.....58" Dia. Weight.....1275 lbs. Pcs. per pallet.....52	

## ROSETTA DIMENSIONAL COPING



UNIT / SIZE	PRICE
<b>STANDARD</b>  Cuyahoga, Scioto	<b>\$95</b> per Unit
<b>FINISHED END</b>  Cuyahoga, Scioto	
<b>LONG</b>  Cuyahoga, Scioto	

Weight .....45, 48, 60 lbs.  
 Units per pallet.....12, 6, 18  
 Linear feet per layer.....10.5  
 l.f. per pallet.....63  
 Weight per pallet.....1950 lbs.



## ROSETTA OUTCROPPING




UNIT / SIZE	PRICE			
<b>OUTCROPPING</b>   Cuyahoga, Scioto, Hidden Pines	<b>\$720</b> per pallet			
A.....12" x 3'6" 12" x 4' 12" x 5'6"  B.....6" x 2' 6" x 3' 6" x 4' 12" x 3'  C.....12" x 4'6" 12" x 6' 6" x 2' 6" x 3' 18" x 5' 24" x 4'				
<b>CORNERS</b>  Cuyahoga, Scioto, Hidden Pines	12" x 48" x 30"  6" x 14" x 30"	18 sq. ft. per pallet 4000 lbs. per pallet Recommended Ratio 2 - Pallet A 2 - Pallet B 1 - Pallet C	Weight.....880 lbs. 2 per pallet - 2340 lbs.	Weight.....440 lbs. 4 per pallet - 1920 lbs.

## ROSETTA DIMENSIONAL WALL

UNIT / SIZE	PRICE
<b>BLOCK</b>  Cuyahoga, Scioto, Hidden Pines	<b>\$7.20</b> per pc.
Size.....12" x 8" x 4" Weight.....28 lbs. Units per pallet.....75 Units per sq. ft.....3 Weight per pallet.....2100 lbs.	
Special Order: Mahoning	<b>\$8.65/pc.</b>
<b>WEDGE BLOCK</b>  Cuyahoga, Scioto, Hidden Pines	<b>\$7.20</b> Per pc.
Size.....12" x 8" x 4" (sm. side of wedge 7 1/2") Weight.....20 lbs. Units per pallet.....100 Weight per pallet.....2000 lbs. Units per sq. ft.....3	
Special Order: Mahoning	<b>\$8.65/pc.</b>

## ROSETTA KODAH WALL

UNIT / SIZE	PRICE
<b>KODAH WALL</b>  (21 sf per pallet) Cuyahoga, Scioto, Hidden Pines	<b>\$180</b> per layer
Weight.....150 lbs. Units per pallet.....16 Weight per pallet.....2400 lbs. Layers per pallet.....3	
<b>KODAH CORNER</b>  Cuyahoga, Scioto, Hidden Pines	<b>\$20.00</b> per piece
Size.....21" x 10.5" x 6" Weight.....107 lbs. Units per pallet.....16 Units per sq. ft.....1.313 Weight per pallet.....1712 lbs.	
<b>KODAH FIREPIT</b> - Black Inset (included) Cuyahoga, Scioto, Hidden Pines Special Order: Mahoning	<b>\$750</b> Stock Colors  <b>\$850</b> Non-Stock Colors

UNIT / SIZE	PRICE		
<b>ROSETTA STEPS</b>  Cuyahoga, Scioto, Hidden Pines Special Order: Mahoning	42" x 17" x 7" 42" x 26" x 7" 54" x 22" x 7" 48" x 24" x 7" 48" x 28" x 7" 60" x 24" x 7"	349 lbs. 476 lbs. 458 lbs. 512 lbs. 567 lbs. 600 lbs.	\$120 \$120 \$145 \$145 \$145 \$190
<b>DIMENSIONAL 3', 4', 6' STEP</b>  Cuyahoga, Scioto, Hidden Pines Special Order: Mahoning	36" x 18" x 7" 48" x 18" x 7" 72" x 30" x 7"	375 lbs. 6 units per pallet 2250 lbs. per pallet  455 lbs. 6 units per pallet 2730 lbs. per pallet  1320 lbs. 3 units per pallet 3960 lbs. per pallet	\$130  \$150  \$250
<b>OLENTANGY BLUFF TREAD</b>  Cuyahoga, Scioto, Hidden Pines Special Order: Mahoning	36" x 16" x 6" 48" x 16" x 6" 60" x 16" x 6" 72" x 16" x 6"	280 lbs. 8 units per pallet 2240 lbs. per pallet  373 lbs. 8 units per pallet 2984 lbs. per pallet  467 lbs. 6 units per pallet 2802 lbs. per pallet  560 lbs. 4 units per pallet 2240 lbs per pallet	\$120  \$130  \$180  \$185

# Decorative Precast Concrete Products

(DELIVERY AVAILABLE)

## PRECAST PATIO BLOCKS

6cm Handy Pavers 12" x 12" .....	4.50 each
16" Straight Scalloped Edgers.....	4.00 each
16" Curved Scalloped Edgers.....	4.00 each
18" Round Smooth Patio Blocks .....	25.00 each
(Pewter and Red)	
20" x 20" Brick Patterns.....	5.75 each
(Natural, Red, Shadow Blend, Sahara)	
20" x 20" Exposed Aggregate.....	7.75 each
(Ottawa)	
20" x 20" Tresca.....	10.25 each
(Beige Mix, Grey Mix)	
24" x 24" Smartcast Diamond .....	10.40 each
24" x 24" Column Caps.....	75.00 each
(Sandstone, Ultra Black, Grey)	
Bullnose Column Cap .....	105.00 each
(23.62" x 23.62" x 2.95")	
Riviera Bullnose Capping.....	32.00 each

Big Feet.....	11.50 each
24" x 24" Brick Impression .....	10.40 each
24" x 24" Flagstone Pavers.....	10.00 each
(Grey, Sahara Blend)	
Straight Garden Bench.....	165.00 each
(Bluestone, Santa Fe)	
Curved Garden Bench.....	175.00 each
(Bluestone, Santa Fe)	
Maple Wood Step Stone .....	9.25 each
Quarry Slab – Buff, Santa Fe and Bluestone .....	10.50 each
Ready Step 7-1/2"x16"x42" .....	115.00 each
(Pewter, Santa Fe)	
2' Splash Block.....	9.00 each
Antico Curb.....	6.25 each
(Beige Mix, Grey Mix, Rustic Salmon Mix)	
Ridge Step .....	70.00 each
(Beige Mix, Grey Mix)	
Roman Step.....	130.00 each
(Pewter, Buff)	
Camden Step.....	115.00 each
Rosetta Steppers.....	30.00 each
(Scioto, Cuyahoga)	
28" x 14" x 2" Avari.....	25.00 each



**FORNO ANTICO®  
PIZZA OVEN**

**A. PIZZA OVEN**

- Sold separately
- Rust resistant stainless steel design
- Light weight
- High grade powder coat finish
- 360 degree insulation wrap
- Quick heat up time
- 2 pizzas at a time

**\$3,690.00**


**B. BASE AND COUNTER**

- Pre-cut blocks included
- On-site assembly


**\$720.00**



Maple Wood Step Stone




Quarry Slab Buff, Santa Fe, & Bluestone




Bullnose Column Cap



Avari



Antico Curb



Ready Step



Curved Garden Bench



Garden Bench - Bluestone

## WEED BARRIER

3' X 25' .....	7.75
3' X 50' .....	15.00
3' X 100' .....	29.00
4' X 50' .....	19.50
4' X 100' .....	38.50
4' X 300' .....	90.00
6' X 300' .....	135.00
8' X 300' .....	185.00
12' X 300' .....	280.00

## BLOCK ADHESIVES

### PL Block Adhesive

11 oz.....	\$4.25
28 oz.....	\$8.95
Mor Flexx (Beige, Gray) .....	\$8.00/tube
Fireplace Mortar .....	\$7.75/tube

### E-Z EDGE - RESIDENTIAL ALUMINUM EDGING

Product No.	Description (3 stakes incl.)	Price
EZMILL	1/8"x14"x6" Mill Finish .....	\$14.00
EZMILL	1/8"x14"x6" Black Paint.....	\$14.00
EZMILL	1/8"x14"x6" Green Paint .....	\$14.00

## SEALER PRODUCTS

<b>Stone Glamor</b>	<b>Seal King</b>
1 Quart – \$23.50	1 Gallon – \$34.50
1 Gallon – \$78.75	5 Gallon – \$165.00

## LAWN & LANDSCAPING EDGING

20' Black Cobra .....	each 22.95
8' x 4" Aluminum Lawn (Black, Green, Aluminum) (Stakes Included) .....	17.50
8' x 4" Aluminum Brick.....	17.00
8' Snap Edge .....	each 14.80
12" Timber Spikes .....	each .75





# Brick & Block Products

## SINGLE STEPS

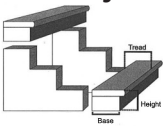
3'-0" x 6" x 13" .....	60.00
3'-0" x 7" x 13" .....	60.00
3'-0" x 8" x 13" .....	60.00
3'-6" x 7" x 13" .....	70.00
4'-0" x 6" x 13" .....	75.00
4'-0" x 7" x 13" .....	75.00
4'-0" x 8" x 13" .....	75.00
5'-0" x 7" x 13" .....	90.00
6'-0" x 7" x 13" .....	105.00



## RISER BLOCKS

2 step risers  .....	20.00 per pair
3 step risers  .....	30.00 per pair
4 step risers  .....	35.00 per pair
<b>SPECIAL ORDER</b> 5 step risers  .....	45.00 per pair

Durable and Easy to Construct



## BUMPER BLOCKS

8'-0 Long w/Pins .....	55.50
6'-0 (large) w/Pins.....	53.50
Extra Pins.....	8.00

## 12" SQ. DECK PIERS

7.80 each

## CLAY FLUES

4" x 12" .....	2.95
4" x 12" Hexagon.....	4.75
8" x 8" x 2'0" .....	12.75
with holes .....	18.75
8.5" x 13" x 2'0" .....	20.25
with holes .....	25.75
13" x 13" x 2'0" .....	24.25
8" x 12" .....	12.75
6" x 24" .....	14.95
8" x 24" .....	20.75

## CONCRETE BLOCKS

4" x 8" x 12" .....	3.00
8" x 8" x 8" .....	3.40
12" x 16" x 8" .....	3.75
8" x 16" x 8" .....	2.50
4" x 16" x 8" .....	2.00
4" x 16" x 8" solids .....	3.00
6" x 16" x 8" .....	2.25
8" x 8" Chimney Block .....	13.25
O.D 16 <sup>1/2</sup> x 16 <sup>1/2</sup>	
8" x 12" Chimney Block ....	14.75
O.D 16 <sup>1/2</sup> x 21	
Man Hole Block .....	3.00 each
8 Blocks (2' Circles) -or- 12	
Blocks (4' Circle)	
Fill Brick .....	.75

## FIREBRICK

4 <sup>1/2</sup> " x 9" x 1 <sup>1/4</sup> " .....	2.35
4 <sup>1/2</sup> " x 9" x 2 <sup>1/2</sup> " .....	2.35
Heat Stop-15 lb. ....	40.00
Heat Stop II-10 lb. ....	40.00
Heat Stop II-40 lb. ....	90.00
Heat Stop 50 lb.....	85.00

## MORTAR / CEMENT / SILICA

Readi Mix Mortar 80-lb. ....	11.50
Readi Mix Cement 80-lb. ....	9.25
CSC-4 Pre Cast Stone Mortar	
80-lb .....	14.00/Bag
Sakrete Glass Block Mortar	
White (50lb) .....	25.00/Bag
Mason Mix Type "S" 80-lb ..	10.25
Regular Mortar	
St. Mary's Type "N" 70-lb...	15.80
Portland Cement Type "I" ....	19.50
Federal White Cement Mortar,	
Type S.....	29.50
Commercial Sand (fine).....	13.00
Flint Shot (medium) .....	12.25
Poly Sweep -	
Tan, Platinum & Gray.....	30.00
Poly Sweep X-treme Wide	
Joints - Russet Brown.....	26.50

## INDIANA BUFF LIMESTONE

Thickness	Sq. Ft.
1-1/2" - 2" .....	\$31.50
2-1/4" .....	\$31.00
3" .....	\$39.00
4" .....	\$51.50
5" .....	\$64.80
6" .....	\$77.85
7" .....	\$85.00
8" .....	\$100.00
9"(+).....	Call for Pricing

## EDGE DETAILS

Rock Edge	
(1"-5" TK.) .....	\$5.00/Lin. Ft.
Rock Edge	
(6"-8" TK.) .....	\$11.50/Lin. Ft.
Drip Edge.....	\$2.50/Lin. Ft.
Full Bullnose	
Edge .....	\$6.50/Lin. Ft.
Chamfered or Rounded	
Edge .....	\$4.50/Lin. Ft.
1 Way Wash.....	\$9.75/Lin. Ft.
2 Way Wash.....	\$16.00/Lin. Ft.
Hole Drilling.....	\$10.00/Per Inch
Profile & Radius	
Edge .....	Call for Pricing

## PIER CAPS WITH 4 WAY WASH

3" .....	\$56.50/Sq. Ft.
4" .....	\$75.00/Sq. Ft.
5" .....	\$92.50/Sq. Ft.
6" .....	\$120.00/Sq. Ft.
7" .....	\$135.00/Sq. Ft.
8" .....	\$155.00/Sq. Ft.
9"(+).....	Call for Pricing

\*20% DISCOUNT FOR CONTRACTORS  
\*CALL FOR LEAD TIMES AND AVAILABILITY  
\*NO REFUNDS OR EXCHANGES ON SPECIAL ORDERS



# Man Made Stone Veneer

## Boral Stone

Cultured	Package	Type	Cvg./Ctn.	List Price
<i>Standard Colors:</i> Chianti, Siena, Toscana, Sevilla, Solstice, Palisades, Umber Creek				
<b>ANCIENT VILLA LEDGESTONE</b>	Carton	Flats	11.25 sq. ft	135.00
	Carton	Corners	8 lin. ft.	124.20
<i>Standard Colors:</i> Gray, Chardonnay, San Francisco, Desert Blend, Texas Cream, Echo Ridge				
<b>COBBLEFIELD</b>	Carton	Flats	11.25 sq. ft	135.00
	Carton	Corners	8 lin. ft.	124.20
<i>Standard Colors:</i> Fossil Reef				
<b>CORAL STONE</b>	Carton	Flats	10 sq. ft	118.80
	Carton	Corners	10 lin. ft.	154.80
<i>Standard Colors:</i> Aspen, Black Rundle, Bucks County, Carmel, Chardonnay, Hudson Bay, Mojave, Red Rock, Shale, Eucalyptus, White Oak, Wolf Creek, Echo Ridge, Sevilla, Skyline, Grand Mesa, Umber Creek, Ashfall				
<b>COUNTRY LEDGESTONE</b>	Carton	Flats	11.25 sq. ft	135.00
	Carton	Corners	8 lin. ft.	124.20
<i>Standard Colors:</i> Barossa, Palermo, Black Isle				
<b>DEL MARE LEDGESTONE</b>	Carton	Flats	10.75 sq. ft	127.80
	Carton	Corners	7.50 lin. ft.	117.00
<i>Standard Colors:</i> Aspen, Bucks County, Chardonnay, Wolf Creek, Echo Ridge, Sevilla				
<b>DRESSED FIELDSTONE</b>	Carton	Flats	11.25 sq. ft	135.00
	Carton	Corners	8 lin. ft.	124.20
<i>Standard Colors:</i> Caramel, Chardonnay, Suede				
<b>DRystack LEDGESTONE</b>	Carton	Flats	8.50 sq. ft	124.20
	Carton	Corners	6 lin. ft.	113.40
<i>Standard Colors:</i> Bucks County, Chardonnay				
<b>EUROPEAN CASTLE STONE</b> <small>New Enhanced Texture</small>	Carton	Flats	12 sq. ft	176.40
	Carton	Corners	8 lin. ft.	151.20
<i>Standard Colors:</i> Bucks County, Chardonnay, Suede, Cedar, Golden Buckeye				
<b>LIMESTONE</b>	Carton	Flats	11.25 sq. ft	135.00
	Carton	Corners	8 lin. ft.	124.20
<i>Standard Colors:</i> Chardonnay, Tudor, Echo Ridge, Coastal Fog, Summit Peak				
<b>OLD COUNTRY FIELDSTONE</b>	Carton	Flats	11.25 sq. ft	135.00
	Carton	Corners	8 lin. ft.	124.20
<i>Standard Colors:</i> Autumn, Gray, Mojave, Platinum, Shale, Southwest Blend				
<b>PRO-FIT® LEDGESTONE</b>	Carton	Flats	11 sq. ft	144.00
	Carton	Corners	8 lin. ft.	135.00
<i>Standard Colors:</i> Black Rundle, Chardonnay, Harvest, Pheasant, Winterhaven, Black Mountain, Echo Ridge, Summit Peak, Umber Creek				
<b>PRO-FIT® ALPINE LEDGESTONE</b>	Carton	Flats	10 sq. ft	147.60
	Carton	Corners	8 lin. ft.	151.20
<i>Standard Colors:</i> Earth Blend, Lake Tahoe, Lakeshore, White Water				
<b>RIVER ROCK</b>	Carton	Flats	11.25 sq. ft	135.00
	Carton	Corners	8 lin. ft.	124.20
<i>Standard and Made to Order Colors:</i> Bucks County, Dover, Granite, Romana, Sterling				
<b>ROCK FACE</b>	Carton	Flats	10 sq. ft	135.00
	Carton	Corners	8 lin. ft.	124.20
<i>Standard and Made to Order Colors:</i> Atlas, Carbon, Intaglio, Vellum				
<b>PRO-FIT® MODERA LEDGESTONE</b>	Carton	Flats	10 sq. ft	147.60
	Carton	Corners	8.66 lin. ft.	163.80
<i>Standard and Made to Order Colors:</i> French Gray, Parchment				
<b>CAST FIT 8" X 16"</b>	Carton	Flats	.88 sq. ft.	23.00
<b>CAST FIT 12" X 24"</b>	Carton	Flats	2 sq. ft.	40.86
<i>Standard and Made to Order Colors:</i> Ferrous, Grouse, Silver Shore				
<b>SCULPTED ASHLAR</b>	Carton	Flats	11.25 sq. ft.	130.50
	Carton	Corners	8 lin. ft	125.20

Cultured	Package	Type	Cvg./Ctn.	List Price
<i>Standard Colors:</i> Aspen, Bucks County, Chardonnay, Fog, Gray, Rustic, Echo Ridge, Wolf Creek, Hudson Bay				
<b>SOUTHERN LEDGESTONE</b>	Carton	Flats	10.5 sq. ft	126.00
	Carton	Corners	8 lin. ft.	124.20
<i>Standard Colors:</i> Spring, Summer				
<b>STREAM STONE</b>	Carton	Flats	11.25 sq. ft	135.00
	Carton	Corners	8 lin. ft.	124.20
<i>Standard Color:</i> Arcadia, Arctic, Ethos, Trek				
<b>Pro Fit Terrain LEDGESTONE</b>	Carton	Flats	10 sq. ft	132.00
		Corners	9.33 lin. ft.	156.60
<i>Standard Colors:</i> Foundation, Span, Talus				
<b>HEWN STONE</b>	3"x8"	Flat	7.75 sq. ft	113.40
	3"x14"	Flat	8.75 sq. ft	127.80
	5"x14"	Flat	7.75 sq. ft	113.40
	5"x22"	Flat	7.5 sq. ft	109.80
	8"x22"	Flat	8.5 sq. ft	124.20
	3"	Corner	10 lin. ft.	189.00
	5"	Corner	7.9 lin. ft.	149.40
	8"	Corner	7.3 lin. ft.	136.80

Cultured Thin Brick	Texture	Cvg./Unit	List Price
<b>CULTURED BRICK® Used Brick (New 3/4" Thick)</b> <small>Antique Red, High Desert</small>	Carton Flat	8.5	77.40
	Carton Corner	6.5	109.80
<b>CULTURED BRICK® Handmade Brick</b> <small>Moroccan Sand, Rustic Manor</small>	Carton Flat	8	72.00
	Carton Corner	6.5	109.80

Trim Products	Package	Ctn./Qty.	Cvg./Ctn.	Price/Each	List Price
<i>Buckskin, Champagne, Gray, Taupe</i>					
<b>TRIM STONES</b>	Carton	20	10 lin. ft.	5.25	105.00
<i>Buckskin, Champagne, Gray, Taupe</i>					
<b>KEYSTONES</b>	Carton	4	1.75 sq. ft.	33.30	133.20
<i>Blond, Sable, Cream, Gray, Marsh, Nightfall</i>					
<b>HEARTHSTONES</b>	Each	1	19" x 20"		31.50
<i>Gray, Taupe</i>					
<b>LIGHT FIXTURE STONES</b>	Carton	4	2.22 sq. ft.	22.25	89.00
<i>Gray, Taupe</i>					
<b>LARGE LIGHT FIXTURE STONES</b>	Carton	4	3.96 sq. ft.	32.75	131.00
<i>Gray, Taupe</i>					
<b>SINGLE RECEPTACLE STONES</b>	Carton	7	2.33 sq. ft.	20.00	140.00
<i>Buckskin, Champagne, Gray, Taupe, Nightfall</i>					
<b>WATERTABLES / SILLS</b>	Carton	8	12 lin. ft.	14.25	114.00

# Man Made Stone Veneer

## Boral Stone

Versetta Stone Texture	Description	SF / LF Per Carton	SF / LF PRICE	CARTON PRICE
<b>FLATS CORNERS</b>	<b>Component Flat pieces are 8" in H and 36" in L (2 pieces per carton, packaged back to back) 4 L &amp; 4 R pieces per carton. Component Corner pieces are 8" in H, with returns at 1 1/2" &amp; 10" in L, inside measurements.</b>			
LEDGESTONE	UCORN/CRT PLUM CREEK LDG/ST	4.0	\$18.45	\$73.80
LEDGESTONE	FLT/CRT PLUM CREEK LDG/ST	4.0	\$18.45	\$73.80
LEDGESTONE	UCORN/CRT STERLING LDG/ST	4.0	\$18.45	\$73.80
LEDGESTONE	FLT/CRT STERLING LDG/ST	4.0	\$18.45	\$73.80
LEDGESTONE	UCORN/CRT TERRA ROSA LDG/ST	4.0	\$18.45	\$73.80
LEDGESTONE	FLT/CRT TERRA ROSA LDG/ST	4.0	\$18.45	\$73.80
TIGHT-CUT	UCORN/CRT PLUM CREEK TGH/CUT	4.0	\$18.45	\$73.80
TIGHT-CUT	FLT/CRT PLUM CREEK TGH/CUT	4.0	\$18.45	\$73.80
TIGHT-CUT	UCORN/CRT STERLING TGH/CUT	4.0	\$18.45	\$73.80
TIGHT-CUT	FLT/CRT STERLING TGH/CUT	4.0	\$18.45	\$73.80
TIGHT-CUT	UCORN/CRT/ TERRA ROSA TGH/CUT	4.0	\$18.45	\$73.80
TIGHT-CUT	FLT/CRT TERRA ROSA TGH/CUT	4.0	\$18.45	\$73.80
WAINSCOT CAP	WAINSCOT CAP TAUPE CRT (Ln Ft), CHARCOAL	6.0	N/A	\$95.40
TRIM STONE	TRIM STONE TAUPE P/CRT (Ln Ft)	6.0	\$15.35	\$79.13
LIGHT BOX	LIGHT BOX TAUPE P/CRT (P/PCS)	48.00		Each \$32.01
RECEPTACLE BOX	RECEPTACLE BOX TAUPE (P/PCS)	P/PIR 84.00		Each \$32.01
STARTER STRIP	STARTER STRIP (P/PCS)	Ln Ft P/PCS 10.00		Each \$25.58
J-CHANNEL	J-CHANNEL (P/PCS)	Ln Ft P/PCS 10.00		Each \$25.58

ProStone	Texture	Cvg./Unit	List Price
<b>AGED LEDGESTONE</b> Autumn Sunset, Glacier Valley, Mountain Majesty	Carton Flat	13.5	103.73
	Carton Corner	7.75	75.60
<b>EASY FIT SAVANNAH LEDGE</b> Glacier Valley, Vintage Wine	Carton Flat	12.25	91.13
	Carton Corner	7	68.24
<b>FIELDSTONE</b> Glacier Valley, Vintage Wine	Carton Flat	13.5	94.74
	Carton Corner	7.75	75.60
<b>LEDGESTONE</b> Glacier Valley, Vintage Wine, Charcoal Mist, Stone Red	Carton Flat	12.33	94.74
	Carton Corner	7.75	75.60
<b>RIVER ROCK</b> Arctic Waters, Copper Falls, Sand Baar	Carton Flat	13.5	94.74
	Carton Corner	7.75	75.60
<b>TUSCAN COBBLE</b> Cappuccino Cream, Smoked Oyster, Vintage Wine	Carton Flat	13.5	103.73
	Carton Corner	8.8	85.79





# Man Made Stone Veneer



Texture for Living



StoneCraft profiles have variations in color and texture, as they are natural reflections of the characteristics found in stone.

Type	Cvg./Ctn.	List Price	
<i>Standard Colors: Gray</i>			
<b>COBBLE</b>	Flats	10 sq. ft	70.00
	Corners	7 lin. ft.	65.00
<i>Made to Order: Canyon Gray, Mountain, Valley Forge</i>			
<b>COBBLE</b>	Flats	10 sq. ft	92.00
	Corners	7 lin. ft.	86.50
<i>Standard Colors: Bucktown, Colorado, Pennsylvania, Valley Forge, Warm Springs</i>			
<b>FIELDSTONE</b>	Flats	10 sq. ft	71.50
	Corners	8 lin. ft.	73.50
<i>Made to Order: Canyon Gray, Mountain</i>			
<b>FIELDSTONE</b>	Flats	10 sq. ft	93.00
	Corners	8 lin. ft.	95.00
<i>Standard Colors: Bucktown, Ohio, Pennsylvania, Warm Springs, Hamilton</i>			
<b>HERITAGE</b>	Flats	11 sq. ft	78.50
	Corners	7 lin. ft.	65.00
	Corners	135° 7 lin. ft.	99.00
<b>HERITAGE CHARDONNAY</b>	Flats	15 sq. ft	103.32
<i>Made to Order: Hill Country, Old Ohio, Tan, Wisconsin</i>			
<b>HERITAGE</b>	Flats	11 sq. ft	99.00
	Corners	7 lin. ft.	86.50
	Corners	135° 7 lin. ft.	99.00
<i>Standard Colors: Asher, Chardonnay, Pennsylvania, Tennessee, Hamilton</i>			
<b>LAUREL CAVERN LEDGE</b>	Flats	12 sq. ft	86.50
	Corners	8 lin. ft.	74.00
<i>Standard Colors: Bucktown, Chardonnay, Pennsylvania, Tennessee, Wisconsin, Hamilton, Kingsford Gray</i>			
<b>LEDGESTONE</b>	Flats	9 sq. ft	65.00
	Corners	7 lin. ft.	66.00
<i>Standard Colors: Pennsylvania</i>			
<b>MONARCH</b>	Flats	12 sq. ft	84.50
	Corners	8 lin. ft.	75.50
<i>Made to Order: Canyon Gray, Mountain, Sandstone, Valley Forge</i>			
<b>MONARCH</b>	Flats	12 sq. ft	102.00
	Corners	8 lin. ft.	90.00
<i>Standard Colors: Adirondack</i>			
<b>RIVER ROCK</b>	Flats	8 sq. ft	58.50
	Corners	10 lin. ft.	92.00
<i>Made to Order: Hudson, Westchester, Hamilton</i>			
<b>FARMLEDGE</b>	Flats	8.4 sq. ft	65.00
	Corners	5 lin. ft.	52.00
<i>Standard Colors: Realan, Brown, Pennsylvania, Warm Springs</i>			
<b>TOP ROCK</b>	Flats	8 sq. ft	65.00
	Corners	8 lin. ft.	81.50

type	Cvg./Ctn.	Ctns./Pallet	List Price/ Sq. Ft.	List Price/ Ctn.	
<i>Colors: Sienna</i>					
<b>CASTLE STONE</b>	Flats	13 Sq. Ft.	20	7.99	103.86
	Corners	10.5 lin. ft.	20	7.99	117.02
<i>Colors: Kentucky, Pennsylvania, Sienna, Torino</i>					
<b>FIELDSTONE</b>	Flats	12 Sq. Ft.	20	7.99	95.87
	Corners	8 lin. ft.	20	7.99	89.15
<i>Colors: Autumn Blend, Charcoal, Columbus Blend, Cypress, Elkwood, Great Lakes, Kentucky Blend, Ohio Tan, Ohio White, Pennsylvania</i>					
<b>LIMESTONE</b>	Flats	12.5 Sq. Ft.	20	7.99	99.86
	Corners	8 lin. ft.	20	7.99	89.15
<i>Colors: Buckeye, Michigan</i>					
<b>RIVER ROCK</b>	Flats	10 Sq. Ft.	20	7.99	79.88
	Corners	10 lin. ft.	20	7.99	111.46
<i>Colors: Autumn, Sagewood, Sienna, Steinhaus, Torino, Fallbrook</i>					
<b>STACK LEDGE</b>	Flats	13 Sq. Ft.	20	7.99	103.86
	Corners	8 lin. ft.	20	7.99	89.15
<i>Colors: Elkwood, Natural Blend, Sienna, Steinhaus</i>					
<b>TUSCAN RIDGE</b>	Flats	10 Sq. Ft.	20	7.99	79.88
	Corners	8 lin. ft.	20	7.99	89.15

Type	Cvg./Ctn.	Ctns./Pallet	List Price/ Sq. Ft.	List Price/ Ctn.	
<i>Colors: Ashen, Sienna, Arizona, Cypress, Pennsylvania, Prestige, Fallbrook</i>					
<b>DRY STACK</b>	Flats	12 Sq. Ft.	20	7.99	95.87
	Corners	8 lin. ft.	20	7.99	89.15
<i>Colors: Natural Blend, Pennsylvania, Cypress, Prestige, Sagewood, Sienna, Quail Grey</i>					
<b>LEDGESTONE</b>	Flats	13 Sq. Ft.	20	7.99	103.86
	Corners	8 lin. ft.	20	7.99	89.15
<i>Colors: Elkwood, Natural Blend, Ashen, Cypress, Pennsylvania, Prestige, Sagewood, Sienna, Tan, Torino, Fallbrook, Quail Grey</i>					
<b>WEATHER LEDGE</b>	Flats	11.5 Sq. Ft.	20	7.99	91.87
	Corners	8 lin. ft.	20	7.99	89.15
<i>Colors: Industrial Grey, Winesburg</i>					
<b>WEATHERED PLANK 4"</b>	Flats	10 Sq. Ft.	20	7.99	124.00
<b>WEATHERED PLANK 6"</b>	Flats	12 Sq. Ft.	20	7.99	149.00



## Accessories

For true color accuracy we recommend obtaining a sample at your local authorized StoneCraft distributor.

StoneCraft accessories are designed to provide the finishing touch to any stone veneer application. Developed specifically to work in concert with any of our profile colors, each accessory is offered in four versatile colors – espresso, grey, cream and caramel.



Description	Box/Qty.	List Each
Hearthstones	20 Crate	33.00
Wainscot Sills	18 pcs.	12.60
RockFace Sills	18 pcs.	11.30
Trim Stones	24	6.00
Keystones	16	35.70
Light Boxes	16	25.75
Receptacle Boxes	24	25.75

# Natural Stone Veneer



Thin Veneer

Product Name A-F	Price Flats 8 Sq. Ft.	Price Corner 8 Lin. Ft.	Product Name F-Z	Price Flats 8 Sq. Ft.	Price Corner 8 Lin. Ft.
Antique Bronze Country Castle Rock	189.00	248.40	Fond du Lac Tailored Blend*	158.40	223.20
Antique Bronze Fieldstone	158.40	223.20	Fond du Lac Tailored Fieldledge	158.40	171.00
Antique Copper Country Castle Rock	189.00	248.40	Fond du Lac Tailored Ledgestone	158.40	171.00
Antique Copper Fieldstone	158.40	223.20	Fond du Lac Webwall	127.80	171.00
Aqua Terra	127.80	181.80	Full Color Castle Rock	140.40	212.40
Autumn Siena	158.40	223.20	Glacier River Rock	158.40	223.20
Barnwood Blue Ashlar	189.00	248.40	Granite Cobbles	158.40	223.20
Barnwood Blue Castle Rock	158.40	223.20	Gray Tailored Ledgestone	158.40	171.00
Barnwood Blue Ledgestone	158.40	223.20	Highland Scotch Ashlar	189.00	248.40
Barnwood Blue Siena	140.40	175.36	Highland Scotch Castle Rock	158.40	223.20
Barnwood Blue Tailored Fieldledge	189.00	259.20	Highland Scotch Ledgestone	158.40	223.20
Barnwood Blue Webwall	127.80	171.00	Highland Scotch Siena	140.40	212.40
Black Frost Ashlar	189.00	259.20	Highland Scotch Tailored Fieldledge	189.00	259.20
Black Frost Castle Rock	158.40	223.20	Highland Scotch Webwall	127.80	171.00
Black Frost Ledgestone	158.40	223.20	Indiana Dimensional	158.40	223.20
Black Frost Siena	140.40	212.40	Midnight Castle Rock	158.40	223.20
Black Frost Tailored Fieldledge	189.00	259.20	Midnight Country Squire	140.40	212.40
Black Frost Webwall	127.80	171.00	Mill Creek Castle Rock	158.40	223.20
Blue Ridge River Rock	140.40	212.40	Mill Creek Colonial Blend	140.40	212.40
Brushed Steel Webwall	127.80	181.80	Mill Creek Country Squire	140.40	212.40
Buff Gray Castle Rock	140.40	212.40	Mill Creek Kensington Blend	140.40	212.40
Byron River Rock	140.40	212.40	Mill Creek Siena	127.80	171.00
Cabin Creek River Rock	158.40	223.20	Mill Creek Tailored Blend*	189.00	248.40
Charcoal Country Squire	140.40	201.60	Mill Creek Tailored Ledgestone	158.40	171.00
Charcoal Tailored Ledgestone	158.40	171.00	Mill Creek Webwall	127.80	171.00
Chilton Cambrian Blend	140.40	212.40	Ozark Fieldstone	158.40	223.20
Chilton Colonial Pavers	189.00	248.40	Shady Oak	158.40	223.20
Chilton Country Squire	127.80	171.00	Silver Patina Ashlar	169.20	234.00
Chilton Country Squire Jumpers	140.40	212.40	Silver Patina Castle Rock	151.20	212.40
Chilton Custom Country Blend	140.40	212.40	Silver Patina Ledgestone	169.20	234.00
Chilton Heritage Blend	127.80	171.00	Silver Patina Siena	151.20	212.40
Chilton Kensington Blend	127.80	171.00	Silver Patina Webwall	127.80	181.80
Chilton Ledgestone	140.40	212.40	Spalted Oak Ashlar	189.00	248.40
Chilton Rustic	158.40	223.20	Spalted Oak Castle Rock	158.40	223.20
Chilton Rustic Ledgestone	189.00	248.40	Spalted Oak Ledgestone	158.40	223.20
Chilton Rustic No Red	158.40	223.20	Spalted Oak Siena	140.40	212.40
Chilton Sedona Rustic	158.40	223.20	Spalted Oak Tailored Fieldledge	189.00	259.20
Chilton Shabby-Chic Tailored Blend	189.00	248.40	Spalted Oak Webwall	127.80	171.00
Chilton Tailored Blend 50% Rockfaced*	189.00	248.40	Split Granite Fieldstone	158.40	223.20
Chilton Tailored Blend*	158.40	223.20	Stratford Cross	101.53	171.00
Chilton Tailored Fieldledge	158.40	171.00	Stratford Cross Tailored Ledgestone	158.40	171.00
Chilton Tailored Ledgestone	158.40	171.00	Tamarack Fieldstone	158.40	223.20
Chilton Webwall	127.80	171.00	Tamarack Siena	189.00	248.40
Cinnamon Bark Ledgestone **	140.40	212.40	Tennessee Splitface	189.00	248.40
Colonial Gray River Rock	158.40	223.20	Titanium Tailored Ledgestone	140.40	140.40
Cream City River Rock	158.40	223.20	Tobacco Fieldstone	158.40	223.20
Door County Cobbles	127.80	171.00	Vintage Gold Tailored Ledgestone	140.40	140.40
Earth Wood Tailored Ledgestone	140.40	140.40	Walnut Tailored Ledgestone	140.40	140.40
Fond du Lac Cambrian Blend	140.40	212.40	Whispering Pines Fieldstone	140.40	212.40
Fond du Lac Castle Rock	140.40	212.40	Whispering Pines Ledgestone	189.00	248.40
Fond du Lac Colonial Pavers	189.00	248.40	Whispering Pines Pioneer Blend	189.00	248.40
Fond du Lac Country Squire	127.80	171.00	<b>PRE-CUT HEARTHES - 20" x 20" x 1.5"</b>		
Fond du Lac Country Squire Jumpers	140.40	212.40	<b>Price Per Stone</b>		
Fond du Lac Custom Country Blend	#REF!	#REF!	Bluestone - Theraled Top and Edges	111.60	
Fond du Lac Heritage Blend	127.80	171.00	Chestnut - Sanded Top, Rockfaced Edges	111.60	
Fond du Lac Kensington Blend	127.80	171.00	Espresso Crème - Velor Top, Rockfaced Edges	111.60	
Fond du Lac Ledgestone	140.40	212.40	Harvest Straw - Sanded Top, Rockfaced Edges	111.60	
Fond du Lac Rustic	158.40	223.20	Indiana Buff - Sanded Top, Rockfaced Edges	111.60	
Fond du Lac Rustic Ledgestone	189.00	248.40	Mill Creek - Theraled Top, Rockfaced Edges	111.60	
Fond du Lac Shabby-Chic Tailored Blend	189.00	248.40	Silverdale - Sanded Top, Rockfaced Edges	111.60	
Fond du Lac Tailored Blend 10.5"	140.40	212.40	Smoked Frog - Sanded Top, Rockfaced Edges	111.60	
Fond du Lac Tailored Blend 2.25"	189.00	248.40	Texas Cream - Sanded Top, Rockfaced Edges	111.60	
Fond du Lac Tailored Blend 50% Rockfaced*	189.00	248.40	**Install 30% bedface out, only use 25% corners. Call for Full Veneer price. Tailored Ledgestones can be ordered in separate sizes of 1", 2", or 4". Please add \$0.75 sq/ft for all 1". Please make sure to specify separate sizes as they will have different part numbers. Tailored Ledgestones have one natural end to butt-joint for 90 degree corners.		

# Natural Stone & Thin Brick Veneer

## GLEN GERY THIN BRICK

### Bigler Plant Product

Shipping Charges on Special Orders

MODULAR BRICK (most common)	Flats/Box	Corners/Box
Arbor Rose (red with pink) Special Order	\$82.50	\$43.50
Cherry Redvelour (red) Special Order	\$82.50	\$43.50
St. Augustine (tan/black/cream) Special Order	\$82.50	\$43.50
St. Windsor (red/black/cream) Special Order	\$82.50	\$43.50
Silverbrook (light grey/white/black) Special Order	\$82.50	\$43.50
Flats = 70 pcs / box (10 sq. ft.) – Corners = 18 pcs / box (3.5 lin. ft / box)		

### Caledonia Plant (Stocked)

MODULAR BRICK (most common)	Flats/Box	Corners/Box
Aberdeen (burgandy)	\$82.50	\$43.50
Bayhill (cream/tan/grey)	\$82.50	\$43.50
Cedar Lake (brown)	\$82.50	\$43.50
Flagstaff (red/black/white)	\$82.50	\$43.50
Milwaukee (orange)	\$82.50	\$43.50
Nob Hill (white/blue/grey)	\$82.50	\$43.50
Olde Detroit (red)	\$82.50	\$43.50
Rosewood (pink)	\$82.50	\$43.50
Stratford (red and brown)	\$82.50	\$43.50
Rustic Burgandy (burgandy)	\$82.50	\$43.50
Flats = 70 pcs / box (10 sq. ft.) – Corners = 18 pcs / box (3.5 lin. ft / box)		

## GS BRICK

Old Brick Originals: Standard, Stock & Special Order

	Flats Sq. Ft. H.P.	Corners Lin. Ft. H.P.	H.P. Flats	H.P. Corners
Cigar Factory	7	5	\$53.80	\$71.80
City Hall	7	5	\$53.80	\$71.80
English Pub	7	5	\$53.80	\$71.80
French Quarter	7	5	\$53.80	\$71.80
Opera House	7	5	\$53.80	\$71.80
School House	7	5	\$53.80	\$71.80
Seawall	7	5	\$53.80	\$71.80
Smokestack	7	5	\$53.80	\$71.80
Train Station	7	5	\$53.80	\$71.80
Carriage House	7	5	\$53.80	\$71.80
Town Square	7	5	\$53.80	\$71.80
Peppermill	7	5	\$53.80	\$71.80
Tower Bridge	7	5	\$53.80	\$71.80
Iron Works	7	5	\$53.80	\$71.80

Flats = 50 pcs (7 sq. ft.)  
Corners = 25 pcs (5 lin. ft.)

## GS ROCK

	Flats Sq. Ft. H.P.	Corners Lin. Ft. H.P.	H.P. Flats	H.P. Corners
Adirondack	5	5	\$100.00	\$108.00
Alspirsbach	5	5	\$86.40	\$108.00
Cavanal	5	5	\$100.00	\$108.00
Cimarron	5	5	\$86.40	\$108.00
Coppercliff	5	5	\$86.40	\$108.00
Goldrush	5	5	\$100.00	\$108.00
Grey Castle	5	5	\$86.40	\$108.00
Honeysuckle	5	5	\$77.40	\$100.80
Kiamichi	5	5	\$86.40	\$108.00
Rock Creek	5	5	\$77.40	\$100.80
Seneca	5	5	\$86.40	\$108.00
Seabed	5	5	\$86.40	\$108.00
Sequoyah	5	5	\$86.40	\$108.00
Tennessee Fieldstone	5	5	\$86.40	\$100.80
Trailhead	5	5	\$100.00	\$108.00
Winter Sky	5	5	\$86.40	\$108.00

- Lead times 7-21 days +/-
- 20% off for contractors
- No returns/exchanges/etc.
- Call for availability and lead time on all orders
- Shipping fee of \$150.00-\$250.00 +/- on all orders...or can wait for longer lead time for distributor to bring in

Stone Nips ..... \$40.00 each  
 CSC-4 Mortar..... \$14.00 each  
 Grout Bags..... \$6.50 each  
 Wire Lath 27" x 96" (18 sq. ft. Coverage) ..... \$8.00 each  
 Micore 1/2" x 4' x 8' ..... \$48.00 each

# Natural Stone Veneer

Realstone Collection Panels & Planks				
	Type	Cvg./Ctn.	Pcs	Box Price
MOCHA HONED	Flats	6 sq. ft.	6	131.16
	Corners	3 lin. ft. (6 sq. ft.)	6	137.28
MOCHA LEDGE	Flats	6 sq. ft.	6	134.16
	Corners	3 lin. ft. (6 sq. ft.)	6	158.55
NERO LEDGE	Flats	6 sq. ft.	6	138.12
	Corners	3 lin. ft. (6 sq. ft.)	6	158.58
NERO HONED	Flats	6 sq. ft.	6	131.16
	Corners	3 lin. ft. (6 sq. ft.)	6	140.28
WHITE BIRCH HONED	Flats	6 sq. ft.	6	137.28
	Corners	3 lin. ft. (6 sq. ft.)	6	143.40
WHITE BIRCH LEDGESTONE	Flats	6 sq. ft.	6	173.86
	Corners	3 lin. ft. (6 sq. ft.)	6	186.06
	End Pieces	6 sq. ft.	6	186.06
LATTE HONED	Flats	6 sq. ft.	6	115.86
	Corners	3 lin. ft. (6 sq. ft.)	6	125.10
LATTE LEDGE	Flats	6 sq. ft.	6	115.86
	Corners	3 lin. ft. (6 sq. ft.)	6	121.98
	End Pieces	6 sq. ft.	6	121.98
CARBON HONED PANEL	Flats	6 sq. ft.	6	134.16
	Corners	3 lin. ft. (6 sq. ft.)	6	143.40
CARBON HONED ACCENT PANEL	Flats	6 sq. ft.	6	146.34
	Corners	3 lin. ft. (6 sq. ft.)	6	155.58
CARBON LEDGE	Flats	6 sq. ft.	6	118.38
	Corners	3 lin. ft. (6 sq. ft.)	6	126.54
PEWTER HONED PANEL	Flats	6 sq. ft.	6	137.28
	Corners	3 lin. ft. (6 sq. ft.)	6	143.40
PEWTER LEDGESTONE	Flats	6 sq. ft.	6	173.88
	Corners	3 lin. ft. (6 sq. ft.)	6	186.06
WHITE BIRCH THIN LEDGESTONE	Flats	6 sq. ft.	8	161.22
	Corners	3 lin. ft. (6 sq. ft.)	8	166.32
ALESIO SMOKEY BEIGE HONED	Flats	8 sq. ft.	8	182.40
	Corners	4 lin. ft. (8 sq. ft.)	8	215.52
ALESIO SMOKEY BEIGE LEDGE	Flats	6 sq.ft.	6	136.80
	Corners	3 lin. ft. (6 sq. ft.)	6	161.64
ALESIO CREME HONED	Flats	8 sq. ft.	8	124.80
	Corners	4 lin. ft. (8 sq. ft.)	8	147.48
ALESIO CREME LEDGE	Flats	6 sq. ft.	6	124.80
	Corners	3 lin. ft. (6 sq. ft.)	6	147.48
BERKSHIRE BUFF LEDGESTONE	Flats	5 sq. ft.	5	109.90
	Corners	5 or 2.5' ft./box	5	120.40

Thinstone Panel				
	Type	Cvg./Ctn.	Pcs	Box Price
SILVER ALABASTER THIN	Flats	6 sq. ft.	6	134.46
	Corners	3 lin. ft. (6 sq. ft.)	6	147.24
	End Pieces	6 sq. ft.	6	147.24
ARCTIC WHITE THIN	Flats	6 sq. ft.	6	134.46
	Corners	3 lin. ft. (6 sq. ft.)	6	147.24
	End Pieces	6 sq. ft.	6	147.24
MIDNIGHT SKY THIN	Flats	6 sq. ft.	6	134.46
	Corners	3 lin. ft. (6 sq. ft.)	6	147.24
	End Pieces	6 sq. ft.	6	147.24
SIERRA SHADOW THIN	Flats	6 sq. ft.	6	147.24
	Corners	3 lin. ft. (6 sq. ft.)	6	147.24
	End Pieces	6 sq. ft.	6	147.24

Estate Stone Series				
	Type	Cvg./Ctn.	Pcs	Box Price
BERKSHIRE BUFF	Flats	4 sq. ft.	4	108.28
	Corners	32" or 2.68 ft./box	4	127.64
BRISTOL BLACK	Flats	4 sq. ft.	4	108.28
	Corners	32" or 2.68 ft./box	4	127.64
GREYSTONE GOLD	Flats	4 sq. ft.	4	108.28
	Corners	32" or 2.68 ft./box	4	127.64
SOMERSET SAGE	Flats	4 sq. ft.	4	108.28
	Corners	32" or 2.68 ft./box	4	127.64
LATTE	Flats	4 sq. ft.	4	108.28
	Corners	32" or 2.68 ft./box	4	127.64

Collection Series				
	Type	Cvg./Ctn.	Pcs	Box Price
SMOKY BIRCH DIMENSIONAL	Flats	4 sq. ft.	4	92.38
	Corners	2 ln. ft. or 4 sq. ft.	4	96.84
STUDIO GREY LEDGESTONE	Flats	6 sq. ft.	4	117.61
	Corners	3 ln. ft. or 6 sq. ft.	4	123.01

# Natural Stone Veneer

Ledgestone Panel				
	Type	Cvg./Ctn.	Pcs	Box Price
CHARCOAL LEDGE	Flats	5 sq. ft.	5	99.65
	Corners	2.5 (5 sq. ft.)	5	109.80
	End Pieces	5 sq. ft.	5	109.80
MOUNTAIN RUST LEDGE	Flats	5 sq. ft.	5	105.75
	Corners	2.5 (5 sq. ft.)	5	117.70
	End Pieces	5 sq. ft.	5	117.70
AVENUE BEIGE LEDGESTONE	Flats	6 sq. ft.	6	123.90
	Corners	3 lin. ft. (6 sq. ft.)	6	129.30
CITY CREME LEDGESTONE	Flats	6 sq. ft.	6	103.02
	Corners	3 lin. ft. (6 sq. ft.)	6	108.42
FROST LEDGESTONE	Flats	6 sq. ft.	6	121.14
	Corners	3 lin. ft. (6 sq. ft.)	6	150.78
METROPOLITAN GREY LEDGESTONE	Flats	6 sq. ft.	6	110.16
	Corners	3 lin. ft. (6 sq. ft.)	6	115.56

Accentstone Panel				
	Type	Cvg./Ctn.	Pcs	Box Price
LATTE ACCENT	Flats	6 sq. ft.	6	115.86
	Corners	3 lin. ft. (6 sq. ft.)	6	125.10
SIERRA ACCENT	Flats	6 sq. ft.	6	103.56
	Corners	3 lin. ft. (6 sq. ft.)	6	117.42
	End Pieces	6 sq. ft.	6	117.42
TERRACOTTA ACCENT	Flats	6 sq. ft.	6	97.56
	Corners	3 lin. ft. (6 sq. ft.)	6	109.80
	End Pieces	6 sq. ft.	6	109.80

## Reclaimed Wood Panels

PRICING: Sold per piece or per box	
\$36 per panel	
Material	Reclaimed wood from old fishing boats
Colors	Dark, Multi
Usage	Indoor
Dimensions	12"x24" 1.90 per piece 5lbs
Pieces per box	10
Boxes per crate	21

Shadowstone Panel				
	Type	Cvg./Ctn.	Pcs	Box Price
SILVER ALABASTER SHADOW	Flats	6 sq. ft.	6	113.46
	Corners	3 lin. ft. (6 sq. ft.)	6	125.70
	End Pieces	6 sq. ft.	6	125.70
ARCTIC WHITE SHADOW	Flats	6 sq. ft.	6	105.54
	Corners	3 lin. ft. (6 sq. ft.)	6	116.14
NEW YORK BLUESTONE SHADOW	Flats	6 sq. ft.	6	85.38
	Corners	3 lin. ft. (6 sq. ft.)	6	97.56
	End Pieces	6 sq. ft.	6	97.56
CHARCOAL SHADOW	Flats	6 sq. ft.	6	79.44
	Corners	3 lin. ft. (6 sq. ft.)	6	90.78
CHISELED SILVER ALABASTER SHADOW	Flats	6 sq. ft.	6	137.88
	Corners	3 lin. ft. (6 sq. ft.)	6	150.06
	End Pieces	6 sq. ft.	6	150.06
MIDNIGHT SKY SHADOW	Flats	6 sq. ft.	6	113.46
	Corners	3 lin. ft. (6 sq. ft.)	6	125.70
	End Pieces	6 sq. ft.	6	125.70
SIERRA SHADOW	Flats	6 sq. ft.	6	91.02
	Corners	3 lin. ft. (6 sq. ft.)	6	103.56
	End Pieces	6 sq. ft.	6	103.50
TERRACOTTA SHADOW	Flats	6 sq. ft.	6	82.38
	Corners	3 lin. ft. (6 sq. ft.)	6	97.56
	End Pieces	6 sq. ft.	6	97.56
BERKSHIRE BUFF	Flats	6 sq. ft.	6	121.98
	Corners	3 lin. ft. (6 sq. ft.)	6	134.16
FROST HONED	Flats	8 sq. ft.	6	156.56
	Corner	4 in. ft. or 8 sq. ft.	6	196.08

# Natural Stone Veneer

## Architectural Hearths

Hearth Pieces	Size	Price Each
Frost .....	20x20x1.3-1.6 (2.78SF)	108.00
Carbon .....	20x20x1.3-1.6 (2.78SF)	116.10
Latte Honed .....	20x20x1.3-1.6 (2.78SF)	116.10
Type B		
Latte Honed .....	20x20x1.3-1.6 (2.78SF)	116.10
Type C		
Mocha Honed .....	20x20x1.3-1.6 (2.78SF)	116.10
Type B		
Mocha Honed .....	20x20x1.3-1.6 (2.78SF)	116.10
Type C1		
Mocha Honed .....	20x20x1.3-1.6 (2.78SF)	116.10
Type C2		
Nero Honed .....	20x20x1.3-1.6 (2.78SF)	116.10
Type B		
Nero Honed .....	20x20x1.3-1.6 (2.78SF)	116.10
Type C1		
Nero Honed .....	20x20x1.3-1.6 (2.78SF)	116.10
Type C2		
Roman Beige .....	20x20x1.3-1.6 (2.78SF)	116.10
Honed Type B		
Roman Beige .....	20x20x1.3-1.6 (2.78SF)	116.10
Honed Type C		
White Birch Honed .....	20x20x1.3-1.6 (2.78SF)	116.10
Hearth Type B		
White Birch Honed .....	20x20x1.3-1.6 (2.78SF)	116.10
Hearth Type C1		
White Birch Honed .....	20x20x1.3-1.6 (2.78SF)	116.10
Hearth Type C2		
Pewter Type A .....	20x20x1.3-1.6 (2.78SF)	116.10
Creme Type A.....	20x20x1.3-1.6 (2.78SF)	108.00

### Plank – 6" x 24" (10 pcs/box)

Frost .....	148.00/box
Mocha Honed .....	167.80/box
Nero Honed .....	167.80/box
White Birch Honed .....	168.80/box
Latte .....	143.20/box
Pewter .....	167.80/box
Alesio Creme .....	165.20/box
Smoky Beige .....	177.60/box
Berkshire Buff Honed (5pcs/Box).....	84.15/box
Berkshire Buff Antique (5pcs/Box).....	77.20/box

### Plank – 12" x 24" (5 pcs/box)

Frost .....	156.00/box
Mocha Honed .....	167.55/box
Nero Honed .....	167.55/box
White Birch Honed .....	167.55/box
Latte .....	138.15/box
Pewter .....	167.55/box
Berkshire Plank Antique (3pcs/box).....	103.20/box
Berkshire Plank Honed (3pcs/Box).....	94.26/box

## Portugal Collection

Barbieri Series	Size	Price Per Box
Hive - Barnwood .....	Approx 4 Sqft/box	179.82
Hive - Chiseled Cream .....	Approx 4 Sqft/box	179.82
Hive - Driftwood .....	Approx 4 Sqft/box	179.82
Hive - Etched Cream.....	Approx 4 Sqft/box	179.82

Antique Wood	Size	Price Per Box
Barnwood Panels .....	6 pcs/box	251.10
Barnwood Corners.....	15 pcs/box	108.00
Driftwood Panels.....	6 pcs/box	251.10
Driftwood Corners.....	15 pcs/box	108.00

Panels = 6 pcs = 11.28 sq. ft. = \$22.26 sq. ft.

Corners = 15 pcs = 2 sq. ft. / 3 lin. ft. = \$36.00 lin. ft.

Bristol Black Column Cap = 22" x 22" x 2" = \$116.10

Berkshire Buff Column Cap = 22" x 22" x 2" = \$116.10

Greystone Gold Column Cap = 22" x 22" x 2" = \$116.10

Bristol Black Hearth = 20" x 20" x 1.3-1.6" = \$116.10

Berkshire Buff Hearth = 20" x 20" x 1.3-1.6" = \$116.10


Greystone Gold Hearth = 20" x 20" x 1.3-1.6" = \$116.10

# Fire Rings & Accessories


## Fire Rings

### Why our fire rings are better!

- Flames are larger – more gas to the rings because transfer tube and hub are constructed to allow full gas flow
- Heavier gauge steel in black and stainless will last longer
- Staggered burner holes are drilled instead of punched – more accurate and no debris inside the tubes from drilling
- Machine welding – parts go together more accurately
- Gas transfer tubes that go from the hub to the rings are slanted upward toward hub, water will not collect and run into the valve



Standard



High Capacity

Available in round, square, rectangle, dual, and trough. Ranges in sizes from 6 - 48 inches. Now, we offer a High Capacity option!

## Ceramic Fiber Log Sets



Available in 2 styles – Campfire and Woodland and in 4, 5, and 6 piece sets.

## Ceramic Fiber River Rock

Available in 2 colors – black and multi. Each set comes with an assortment of 84 large and small stones.



## Lava Rock

Time tested, Lava Rock is proven to increase combustion efficiency, while maintaining a classy look for any fire pit. The size of each piece of rock varies from 1" - 2" pcs. Sold in 1/2 cubic foot increments. An excellent base for one of our specially designed log sets.



## Decorative Glass

Choose from over 30 colors


## Steel Fire Rings

- 24" Fire Ring ..... \$42.00 each
- 36" Fire Ring ..... \$65.00 each
- 42" Fire Ring ..... \$78.00 each
- 48" Fire Ring ..... \$95.00 each
- 60" Fire Ring ..... \$155.00 each
- 72" Fire Ring ..... \$185.00 each

## Fire Pit Grates

- 24" Fire Pit Grate ..... \$65
- 36" Fire Pit Grate ..... \$90
- 42" Fire Pit Grate ..... \$110
- 48" Fire Pit Grate ..... \$125

**\$115**




**101**



Applications:  
well/septic pipes,  
18" high • centrifugal  
pumps • small pump  
system • backflow  
assemblies • small  
buried utilities

**\$115**



**102**



Applications:  
well/septic pipes, 24" high • small  
pump systems • backflow assemblies  
• small buried utilities

## Dekorrra Replicated Rocks


**103**



Applications:  
septic risers  
and manholes  
(up to 30" dia - 20" high)  
• large backflow assemblies  
• small utility boxes

**\$320**

**\$140**



**112**



Applications:  
septic risers and manholes  
(36" dia - 9" high) • fountain covers  
• low profile utilities • storm-water  
access manholes

Model	Dimensions				Colors		
	Rock #	Length	Width	Height	Weight	FS	RB
101	31"	26"	21"	8#	•	•	•
102	27"	21"	25"	8#	•	•	•
103	56"	42"	30"	31#	•	•	•
112	36"	36"	9"	12#	•	•	•



**Medium Rock**  
Length = 18"  
Width = 23"  
Peak Height = 13"  
Weight  
Approx. 10 lbs.  
**\$90.00**



**Medium Skimmer**  
Length = 33"  
Width = 23"  
Peak Height = 4.5"  
Weight  
Approx. 6.5 lbs.  
**\$105.00**



**Large Rock**  
Length = 27"  
Width = 21"  
Peak Height = 14"  
Weight  
Approx. 12 lbs.  
**\$100.00**

## Majestic Structures



**Jumbo Rock**  
Length = 27.5"  
Width = 19"  
Peak Height = 21"  
Weight  
Approx. 19 lbs.  
**\$120.00**



**Boulder Rock**  
Length = 47"  
Width = 41"  
Peak Height = 22"  
Weight  
Approx. 40 lbs.  
**\$280.00**



**Sitting Boulder**  
Length = 52.5"  
Width = 35.5"  
Peak Height = 25"  
Weight  
Approx. 28 lbs.  
**\$285.00**



**Giant Rock**  
Length = 55"  
Width = 40"  
Peak Height = 30"  
Weight  
Approx. 60 lbs.  
**\$330.00**



**Ground Cover Rock**  
Length = 47"  
Width = 44"  
Peak Hgt = 12.5"  
Weight  
Approx. 25 lbs.  
**\$185.00**



**Medium Bird Bath**  
Length = 47"  
Width = 44"  
Peak Hgt = 12.5"  
Weight  
Approx. 25 lbs.  
**\$240.00**

# THE ULTIMATE COOKING EXPERIENCE®



## Big Green Egg

> The Big Green Egg stands alone as the most versatile barbecue and outdoor cooking product on the market, with more capabilities than all other conventional cookers combined. From appetizers to entrees to desserts, the Big Green Egg will exceed all your expectations for culinary perfection... and with seven convenient sizes to choose from, there is a Big Green Egg to fit any need and lifestyle!

**(XXL)** \$1,999.00

### XXLARGE

The Biggest Green Egg of them all, the unrivaled XXL Large can easily handle your family reunion or cookouts with large groups – and is more than large enough to satisfy restaurant and catering needs. You'll need to gather a crowd to tackle all of the ribs, steaks and burgers this EGG can handle... all at once! You can even roast a suckling pig... explore all the culinary possibilities with the new XXL!  
 • Grid Diameter: 29 in / 74 cm  
 • Cooking Area: 672 sq in / 4336 sq cm  
 • Weight: 424 lbs / 192 kgs

**(XL)** \$1,199.00

### XLARGE

The hardworking XL Large EGG provides a cooking area that can easily accommodate meals for large families and cookouts with all your friends – and you can efficiently prepare several meals over the coals at once. Ready to serve up twelve racks of ribs, twenty-four burgers or a couple of holiday turkeys with all the trimmings? No problem!  
 • Grid Diameter: 24 in / 61 cm  
 • Cooking Area: 452 sq in / 2919 sq cm  
 • Weight: 219 lbs / 99 kgs

**(L)** \$899.00

### LARGE

The Large EGG is the most popular size and a favorite to handle the cooking needs of most families and gatherings of friends. Accommodates a complete array of EGGcessories for grilling, baking, roasting or smoking – and is versatile enough for weekend cookouts and pizza parties, large enough for eight steaks at once, and efficient enough for an impromptu meatloaf dinner for two!  
 • Grid Diameter: 18.25 in / 46 cm  
 • Cooking Area: F262 sq in / 1688 sq cm  
 • Weight: 162 lbs / 73 kgs

**(M)** \$699.00

### MEDIUM

Big flavor in a compact package! The Medium EGG is perfectly sized for smaller families and couples, and accommodates all the most popular EGGcessories like the convEGGtor and Pizza & Baking Stone. Get the famous Big Green Egg versatility and efficiency with plenty of cooking area to accommodate a backyard cookout of four large steaks or two whole chickens.  
 • Grid Diameter: 15 in / 38 cm  
 • Cooking Area: 177 sq in / 1140 sq cm  
 • Weight: 114 lbs / 52 kgs

**(S)** \$559.00

### SMALL

The Small EGG is an easy fit for smaller patios and balconies, and is easily able to prepare four burgers or chicken breasts at a time. The Small EGG is often used as an addition to a larger EGG to allow the preparation of several courses at once, and is perfect for restaurants seeking the performance of an EGG in a size to fit a commercial kitchen.  
 • Grid Diameter: 13 in / 33 cm  
 • Cooking Area: 133 sq in / 856 sq cm  
 • Weight: 80 lbs / 36 kgs

**(MX)** \$598.00

### MINIMAX™

Destined to become a popular backyard staple and an invaluable culinary tool for restaurants – the MiniMax EGG™ was designed with the height of a Mini yet all the volume capabilities of a Small. MiniMax comes with an easy to grip Carrier, so it's perfect as a table-side cooker at your garden party or a traveling EGG for motorhomes or tailgating.  
 • Grid Diameter: 13 in / 33 cm  
 • Cooking Area: 133 sq in / 856 sq cm  
 • Weight: 76 lbs / 35 kgs

**(MN)** \$399.00

### MINI

A Mini EGG is the perfect portable solution for picnics and occasions when you want to take The Ultimate Cooking Experience with you! It is also a popular size for grilling on apartment balconies, vacations, boating and campfire meals – as well as a popular fixture in many commercial kitchens. Big results in a Mini package!  
 • Grid Diameter: 10 in / 25 cm  
 • Cooking Area: 79 sq in / 507 sq cm  
 • Weight: 39 lbs / 18 kgs

\*Note: pricing for Eggs only...Eggcessories sold separately

# BRIGHTON STONE & FIREPLACE, INC.

Summer Hours

M-F – 8-6

Sat. – 9-4

Sun. – 10-2

May 1<sup>st</sup> - Nov 30<sup>th</sup>

**(810) 229-6648**

**Fax (810) 225-6648**

**www.brightonstone.com**

**info@brightonstone.com**

**7196 W. Grand River • Brighton, MI 48114**

**Between Brighton and Howell**

Winter Hours

M-F – 8-5

Sat. – 9-4

Sun. – 10-2

**Dec 1<sup>st</sup> - April 30<sup>th</sup>**